

Environmental Association for Universities and Colleges  
Registered Company Number 05183502  
Registered Charity Number 1106172



# Environmental Association for Universities and Colleges

Annual Report 2015

[www.eauc.org.uk](http://www.eauc.org.uk)

# Contents

<a href="#">Chair's message</a>	<a href="#">Page 3</a>
<a href="#">Chief Executive's message</a>	<a href="#">Page 4</a>
<a href="#">The EAUC</a>	<a href="#">Page 5</a>
<a href="#">Our Members</a>	<a href="#">Page 6</a>
<a href="#">Scotland Focus</a>	<a href="#">Page 8</a>
<a href="#">Our Impact</a>	<a href="#">Page 9</a>
<a href="#">Delivering Value</a>	<a href="#">Page 11</a>
<a href="#">Annual Conference</a>	<a href="#">Page 14</a>
<a href="#">Green Gown Awards</a>	<a href="#">Page 15</a>
<a href="#">Sustainability Report</a>	<a href="#">Page 16</a>
<a href="#">Financial Review</a>	<a href="#">Page 17</a>
<a href="#">Trustees' Report</a>	<a href="#">Page 20</a>
<a href="#">Auditors' Report</a>	<a href="#">Page 24</a>
<a href="#">Statement of Financial Activities</a>	<a href="#">Page 26</a>
<a href="#">Balance Sheet</a>	<a href="#">Page 27</a>
<a href="#">Cashflow Statement</a>	<a href="#">Page 28</a>
<a href="#">Notes to the Financial Statements</a>	<a href="#">Page 29</a>
<a href="#">Charity Information</a>	<a href="#">Page 40</a>

# Chair's Message

2015 has been a year of challenges for the future of sustainability – for the sector and for our members. I am proud to present this 2015 Annual Report to you to share how we have tackled the challenges and how our continuing support to our members and the sector ensures that sustainability remains a critical issue for institutions.

## Supporting Leaders

We support our members with the tools they need to get sustainability recognised at the highest level. In 2015 we saw the launch of a Business Guide for University Governors in partnership with the Leadership Foundation for Higher Education and the Committee of University Chairs. This essential guide provides Governors with ten reasons to build resilience into the future of their university. We also held some high level discussions between industry and sector leaders to discuss employability and we will continue our work with supporting leaders in the sector in 2016 as business as usual is not an option. We need to look wider, to industry, to the global voices and of course to the next generation of leaders: students.



## New support for Further Education

We have faced challenges to the sector, especially within further education, with many mergers taking place. This has challenged us as an organisation as we saw our member numbers slightly fall in the year, from 215 to 203 member institutions. We stepped up to this challenge to ensure that our college members are being supported as best we can. After listening to members we took action. We launched a newsletter and a helpline specifically for colleges. We also continued to work together with key partners, the Association of Colleges and Salix Finance, on the College Energy Fund which provides critical funding to colleges to implement carbon reduction investment and we hope to continue working with Salix Finance in future funding rounds. Since the launch in 2014 colleges have completed 48 energy-efficiency projects valued at over £3.8 million. These projects are estimated to be saving further education establishments almost £900,000 on their annual energy bills, as well as reducing annual carbon emissions by over 4,300 tonnes. We look forward to further supporting colleges with this essential Fund.

## Looking Forward

This will be my last Trustee Report as I step down from the Board after five years. I am proud of what we have achieved and I look forward to seeing the outcomes of the Strategic Review that the Board will be undertaking in 2016 as the Association reaches 20 years old. Members are critical to this process and it is important that your voice is heard so please do join us at our AGM to find out more.

I would like to thank the member representatives on the Member Advisory Council (MAC). The group brings an invaluable member voice to the Board of Trustees and the staff and ensures our members needs continue to be met. The MAC will be integral to the Strategic Review.

I will be introducing our new Chair, Janet Haddock-Fraser, at the AGM and I wish the Board and our members well for the future and in achieving our vision of embedding sustainability within the education sector.

Yours sincerely,

A handwritten signature in black ink that reads "Robert Bellfield".

Robert Bellfield, Chair of Trustees and Principal, Craven College

# Chief Executive's Message

2015 was a pivotal year for sustainability and provided us with a forum to provide a collective and powerful voice to global developments such as Paris COP21. We worked hard with partners from around the world to form a Global Alliance of Tertiary Education Sustainability Networks and we presented an open letter to the President of COP21. Bringing our members together with over 10,000 universities and colleges globally strengthened our voice and raised the critical role of education and our members. Find out more on page 9.

Working in partnership with the National Union of Students, University and College Union, Association of Colleges and the College Development Network we launched the first ever report on sustainability in universities and colleges. This report flagged up the areas that our members are struggling with and we work hard to support them to ensure sustainability is a critical agenda item at a senior level. Find out more on page 9.

We are pleased to highlight the increased support we provide our members:

- Increased our Community of Practice Groups to 10 with the Biodiversity group with a new Biodiversity Guide and the ISO14001 group
- Increased our Regional Group to 10 throughout the British Isles with new groups in Ireland (Northern Ireland and the Republic of Ireland) and North East England
- Increased our member contacts by 11% with 4,675 educational contacts alone
- We ran 27 CPD events and networking events

## Sustainability Leadership Programme

In 2015 we continued to develop our Sustainability Leadership Programme with a Leadership Summit at the Conference and supported 4 members to attend the Executive Education for Sustainability Leadership Programme delivered by the Centre for Health and the Global Environment at Harvard University. From this we have developed a UK programme which will bring institutional leaders and sustainability leaders together in a unique new sustainability leadership programme focussing on influencing organisational culture to facilitate transformative change for sustainability. The programme positions sustainability as a powerful transformational force for ensuring quality growth, purpose and relevance for tertiary education. We are excited to be delivering this programme for members in 2016.

As a small but passionate staff team I am proud of the many achievements we have made in 2015 in supporting our members and driving leadership for the sector. We look forward to our next chapter in 2016.

Yours sincerely,



Iain Patton, Chief Executive



# The EAUC

## Leading sustainability in tertiary education

### Who we are

The Environmental Association for Universities and Colleges (EAUC) is a strong alliance of universities and colleges, sector bodies and commercial organisations, working together both in the UK and internationally to drive environmental, social and financial sustainability to the heart of tertiary education.

### Our Mission

The EAUC will lead, inspire and support members and stakeholders with a shared vision, knowledge and the tools they need to embed sustainability and facilitate whole institution change through the involvement of everyone in the institution.

### Our Vision

A tertiary education sector where the principles and values of environmental, economic and social sustainability are embedded.

## Highlights from 2015

**Representing our members at the highest level** - We have represented our members both internationally and domestically, ensuring that the shared voice of the sector has been heard in key discussions such as COP21 and the Environmental Audit Select Committee enquiry into the Government's approach to sustainable development. Read more on page 9.

**Supporting Colleges** - In response to the often challenging circumstances that our college members are operating in, we have created a FE helpline, quarterly FE newsletter and a continuation of the College Energy Fund to better support them. We have also ensured that colleges are represented at the top level of EAUC, in the Board and Member Advisory Council. Read pages 6 & 12 for more information.

**Supporting Leaders** - Our governance guide and work around bridging the sustainability skills gap in 2015 has formed the basis of an ongoing programme of support for sustainability leadership. Find out more on page 10.

**Green Gown Awards** - The 2015 awards were a resounding success, with excellent entries from across the UK and internationally and for the first time ever, real green gowns! Find out more and see some photos from the event on page 15.

**Delivering value for our members** - Delivering value for our members is at the heart of everything we do. 2015 has seen us broaden our membership offer and increase our influence to better support members. Find out how we are supporting our members from page 11.



# Our Members

The EAUC was founded 20 years ago to support sustainability professionals working within the tertiary education sector. The individuals in EAUC membership work in a wide variety of roles and are at different stages of their careers and sustainability journeys. The EAUC has members from across Further and Higher Education as well as a select number of company members and strategic partners. Our wide ranging membership is one of the EAUC's main strengths, as we are able to help our members draw from a wide pool of knowledge and experience from across the sector and beyond.

## Educational Members

Our educational members are the reason that the EAUC exists. We are proud to represent and support 203 universities and colleges from across the UK.

**£30,436,926,399\*** - TOTAL SPENDING POWER OF OUR EDUCATIONAL MEMBERS (That's thirty billion four hundred thirty-six million nine hundred twenty-six thousand three hundred ninety-nine pounds!) \* Estimate based on latest available data.

- Tier A (under £30m) - 49 Members
- Tier B (£30m) - 29 Members
- Tier C (£50m) - 28 Members
- Tier D (over £100m) - 97 Members
- Total Members - 203

**Total individual member contacts as of 31 December 2015 - 4675**

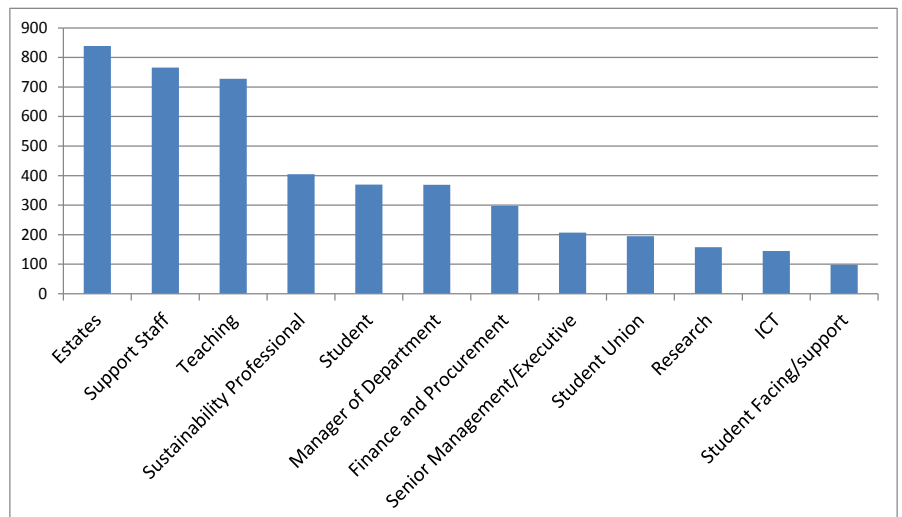
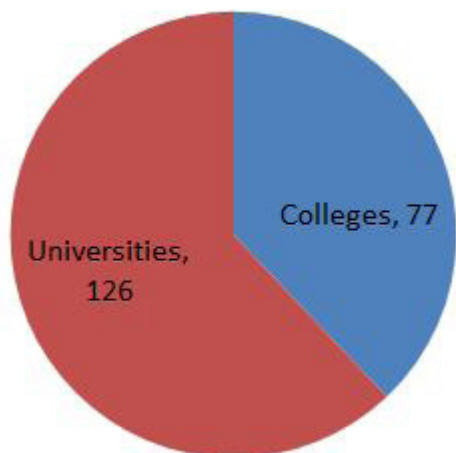
- 85% RENEWING MEMBERSHIP**
- 73% OF UNIVERSITIES REPRESENTED**
- 48% OF TERTIARY EDUCATION REPRESENTED**
- 15 NEW MEMBERS**

Overall our membership has reduced by 12 over the course of 2015, largely because of the financial difficulties that the college sector is facing. We are pleased to have increased the number of active contacts amongst our membership by 11% to 4675.

## Breakdown of Educational Members

## Breakdown on member contact job types

\* Estimate based on latest available data.



# Our Members

## Company Members

The guiding principle for the EAUC company membership strategy is to develop intelligent dialogue between companies and our educational members. The aim is to share learning and develop mutually beneficial strategies to create a sustainable future.

In 2015 our focus has been to improve the dialogue between our corporate and educational members. The delivery of company membership is constantly being improved and developed to offer more opportunities for dialogue and co-working between all of our educational and company members.

*“Working with the EAUC has given us the opportunity to develop valuable conversations with the Universities and Colleges in EAUC membership.*

*Based on these conversations, we are now exploring the environmental and legal implications of using non-ecological, abrasive cleaning products.*

*We are looking forward to seeing these conversations develop into guidance and actions that are mutually beneficial to the sector and to ourselves. Working with the EAUC has made these conversations possible”*

InnuScience UK

The EAUC Annual Conference again proved a huge success for the companies who sponsored and exhibited in 2015. Several of our members also continued to sponsor the Green Gown Awards, seeing the opportunity to recognise institutions’ commitment to achieving their sustainability goals

Company members continue to provide member only offers for universities and colleges, most recently via a Christmas present of deals, which was warmly received by educational members.

## Breakdown of Company Members by Tier

Platinum - 8 sponsors	Total Company Members - 39
Gold - 6 members	Retention Rate for Company Members - 65%
Silver - 15 members	
Bronze - 10 members	Total Company Member Contacts - 300

## Improving Members’ Skills and Knowledge

Helping our members increase their skills and knowledge is important to us, in fact it’s one of the main KPI’s that the EAUC team report on to the Board, by requesting feedback after every event.

This KPI exists to ensure that the training, events and webinars that we deliver are meeting the needs of our members. In 2015, 81% of respondents were positive.

This year, we also carried out a programme of face to face training events and online webinars to cater for our members’ CPD and training needs.

8 ‘exchanges’ which are open to everyone, were delivered, sharing new ideas, case studies and Green Gown Award excellence

9 member only webinars took place. These are more detailed than exchanges and allow for more advanced topics to be discussed

27 CPD events and networking events from our EAUC groups and Topic Support Networks

# Scotland Focus



Universities and Colleges  
Climate Commitment for Scotland

Delivered by our team in Scotland and funded by the Scottish Funding Council (SFC), this programme sees all Scottish universities and colleges make a commitment to address the challenges of climate change, reduce their carbon footprints and embed sustainability into learning and teaching within their campus. 2015 has been a very busy year for the team as we delivered a Scotland Conference and geared up to prepare institutions for the first trial year of mandatory Public Sector Climate Change Reporting (PSCCR) in Scotland on 30th November.

## 82% of Universities and Colleges in Scotland Represented

Our funded objectives include four key areas including supporting the sector in carbon reduction measures; providing assistance in embedding sustainability into learning and teaching activity; encouraging leadership in institutions and generating income to ensure the Scotland office is more sustainably viable for the future. This activity is supported by our events programme, Topic Support Networks, Regional Groups and bespoke institution support. Scotland has an 82% membership of universities and colleges.

During 2015 the Scotland Office worked closely with the Scottish Government, Scottish Funding Council and support agencies such as the Sustainable Scotland Network and Zero Waste Scotland's Resource Efficient Scotland (RES) programme on the development of the Public sector climate change reporting – 66% of institutions submitted a report in this first trial year. We also ran a project with the universities to review their Carbon Management Plans and assess if on track to meet targets set and assess the areas of wider support required. The recommendations from this report will be developed in a follow on project in 2016.

In support of the future development of plans, EAUC-Scotland commissioned an Energy Efficiencies Technologies Catalogue funded by RES.

The Scotland Conference, 'A Shared Responsibility' took place on the 17th November 2015 at University of Edinburgh. 111 delegates attended and comprised 16 Universities (15 Scottish) and 10 Colleges and feedback indicated 87% rated the conference excellent/good. This is the third Scotland Conference and the first pay to attend event. The next conference will be held in February 2017.

Following an assessment of college resources and roles across Scotland, it was established that a shared college energy officer would be valuable in further preparations for future reporting and improving energy efficiency and monitoring. In securing funding from RES, a project has been launched to help upskill and train college staff and provide some one-to-one support and guidance documents. This project will continue until August 2016.

In addition, Scotland is developing a programme of online support, engagement and training for careers advisors to increase their knowledge, understanding and access to resources on sustainability skills, ensuring Scotland provides graduates with the required skills, knowledge, and understanding of the employment market to contribute to Scotland's plans for a low carbon economy.

### Topic Support Networks (TSNs)

- Energy Management
- Sustainable Construction
- Travel and Transport
- Waste Management
- Sustainable Procurement
- Sustainable ICT
- Community Engagement
- Education for Sustainable Development in Further Education
- Education for Sustainable Development in Higher Education



# Our Impact

2015 has seen the EAUC's impact and influence grow both in the UK and internationally. We have represented our members in a wide range of ways to ensure that the shared voice of the sector is heard at the highest level.

## COP21 and the Global Alliance

2015 was a big year for the sustainability agenda, with the COP21 meeting in Paris putting the issues of social, environmental and economic sustainability to the top of the political agenda. The EAUC ensured that our members voice was heard at this crucial event by convening a Global Alliance of networks and associations representing more than 10,000 universities and colleges worldwide.

This Global Alliance presented an open letter to the COP21 President, Laurent Fabius. The letter urged ministers and governments to acknowledge and strengthen the research and education role that universities and colleges play in finding and implementing solutions towards climate change mitigation and adaptation, placing it in the context of addressing wider issues of sustainability, including social and economic policies and practices. Find out more [here](#).

*“Never before have students, colleges and universities across every continent spoken with one powerful voice to urge national and international governments to take action.*

*Education has the creative solving power to be the unique catalyst to help society better understand our changing climate and to lead on solutions. Over 10,000 universities and colleges globally are demanding that Ministers at COP21 recognise this power and provide the policy, reporting and funding changes from our Governments to fully unleash the power of our staff and students. We hope that for the sake of all our futures the Ministers will help us to do more.”* Iain Patton, Chief Executive



Iain Patton presents the open letter to the COP21 President, Laurent Fabius.

## Consultation Responses

We continue to respond to consultations on behalf of our members. A highlight in 2015 was our response to the Environmental Audit Select Committee's inquiry on The Government's approach to sustainable development, which resulted in one of our Trustees being invited to attend a conference hosted by the Committee as part of its inquiry.

## Green Scorecard

The EAUC has been working with AUDE to develop the Green Scorecard. Due to be launched in the Spring of 2016, this will be a sustainability reporting mechanism that solely focuses on estates. We look forward to sharing news of this in 2016. This work will form the first step in an EAUC led project to look into reporting for the wider, non-estates aspects of sustainability.

## The State of Sustainability in Tertiary Education Report

Released in October 2015 in partnership with National Union of Students and University and College Union, this report used responses from 548 individuals at universities and colleges to identify how further and higher education institutions are responding to environmental sustainability and social responsibility challenges, as well as how staff perceive their institution's efforts. You can read more about the survey [here](#).



Members of the Global Alliance at COP21.

# Our Impact

## Supporting Sustainability Leadership

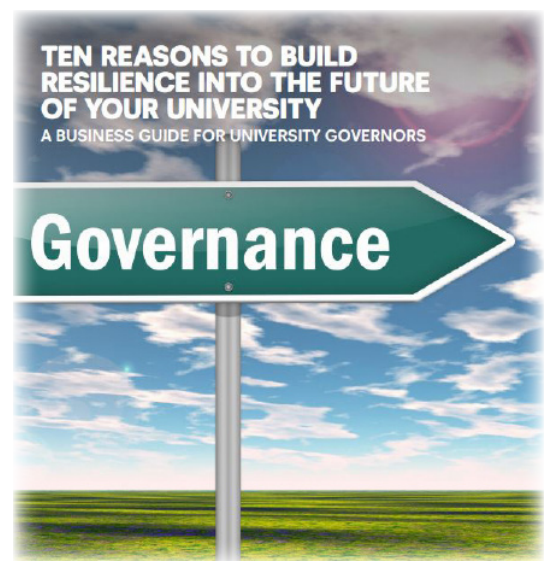
Ensuring that we support the sustainability leaders in our membership has been a key aspiration for the EAUC in 2015. This was evidenced by our work on bridging the sustainability skills gap and our governance guide for leaders. This support will continue into 2016 with an exciting programme of support for sustainability leadership.

## Bridging the Skills Gap

The EAUC supported IEMA in its ambitious project to shine a light on the transition to a sustainable economy and to catalyse action to address the skills deficit. The EAUC assisted by facilitating a conversation between business leaders and the university sector to identify what sustainability skills graduates leaving university need to have in order to maximise their benefit to potential employers. This highly productive breakfast meeting was held at the Institute of Civil Engineers.



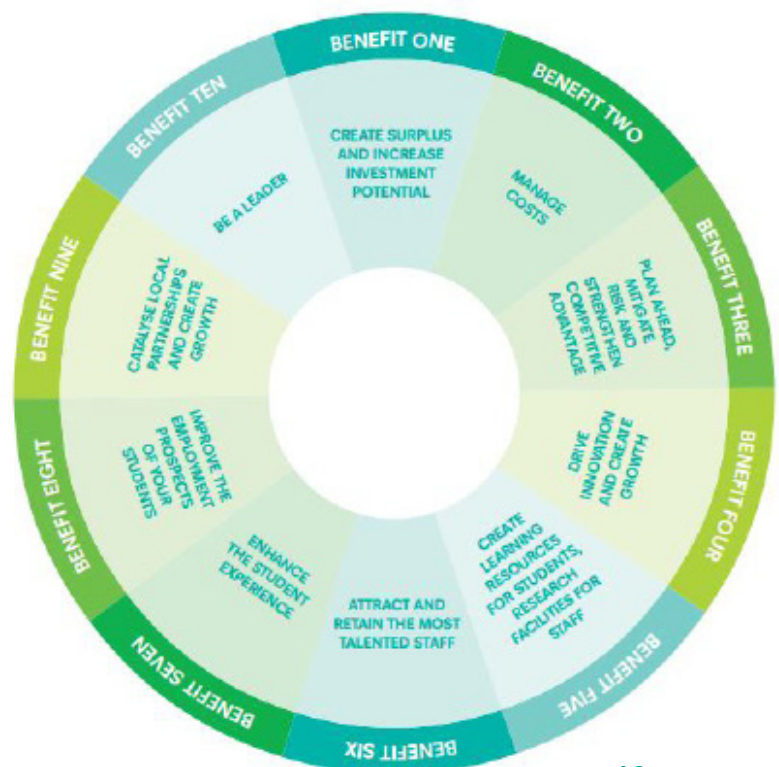
Bridging the skills gap meeting at the Institute of Civil Engineers.



## Business Guide for University Governors

We launched this guide in 2015 to help members demonstrate the business benefits that come from embedding sustainability at the highest level in their institution. This guide was produced by leaders, for leaders and is aimed at influencing leadership at the top level. This guide was extremely well received and has helped many of our members further embed sustainability at their institutions. The guide was developed by the EAUC with support from the Leadership Foundation for Higher Education (LFHE) and the Committee of University Chairs (CUC), with input from Universities UK; working together to lead change. Download the guide [here](#).

## Ten Business Benefits of Sustainability



# Delivering Value

We work hard to deliver value to our members. The EAUC provides a range of support and guidance to ensure that we are there to assist our members, whether they are experienced sustainability professionals or just starting their sustainability journey.

## EAUC Networks - Regional Groups and Communities of Practice (CoP)

These groups are open to all EAUC members and are a key part of our mission to facilitate the sharing of learning and experience between our members. Each group has a convenor who acts as the focal point of the group and who works closely with the EAUC office team to deliver an annual programme of meetings. These groups form a central part of our member offer and act as a forum for us to hear what issues are of the highest importance to our members.

### In 2015 we delivered:

- 15 Community of Practice and Topic Support Network Meetings
- 10 Regional Group Meetings

### New Groups

Our networks are based around geographical location or interest area and we embrace feedback from members to ensure that the groups we provide are meeting their needs. In 2015, we created two new CoPs (Biodiversity and ISO14001) and created an Ireland Branch encompassing both North and South. In 2016 we plan to launch new regional groups in Yorkshire and Humber and the South West of England, so watch this space!



London regional group members meeting in London



Ireland group members meet at South West College

## EAUC Regional Groups

- EAUC Scotland - 338 Members
- London Region/ LUEG - 136 Members
- North West England Region - 67 Members
- Wales Region - 55 Members
- North East England Region (New)- 42 Members
- Midlands Region -37 Members
- South East England Region - 32 Members
- Edinburgh Region - 28 Members
- Ireland (N&S) (New) - 28 Members
- South Central England Region - 22 Members

## EAUC Communities of Practice

- Sustainability in Higher Education Developers (SHED) - 292 Members
- Transport CoP- 139 Members
- Embedding Positive Attitudes and Behaviours - 99 Members
- Energy - 84 Members
- Carbon Insensitive Research Universities and Colleges (CIRUC) - 80 Members
- Green ICT - 78 Members
- Fair Trade - 77 Members
- ISO14001 (New) - 63 Members
- Biodiversity (New) - 62 Members
- Self Leadership - 33 Members



# Delivering Value

## Member Advisory Council (MAC)

Established in 2011 and elected from our membership, the MAC has been a crucial sounding board for the EAUC, ensuring that decisions are made with member input at their heart.

For 2015, we have refocused our efforts to support the MAC and involve them in our projects and decisions from the start, meaning that members are better represented in our internal processes than ever before. This year, the MAC has inputted into a number of projects and will play a central role in the upcoming 2016 strategic review. Areas the MAC inputted into included:

- The EAUC's response letter to the Chair of COP21 as part of the Global Alliance
- Introducing a regular EAUC Key Messages document to all of our key contacts
- EAUC conference sessions
- Our relationships with key external stakeholders
- A range of consultations and collective responses on behalf of our members

## The Sustainability Exchange

The Sustainability Exchange, our open access, online resource and learning hub, has gone from strength to strength in 2015, with nearly 2000 individual resources in total, and 355 added in the past year.

We have continued to broaden the groups we partner with on the Sustainability Exchange, adding new international pages for Belgium, France and Ireland, plus new strategic partners such as the NUS Sustainable Development Unit to ensure that the sector can access the widest possible pool of resources and guidance. A new, quarterly Sustainability Exchange newsletter keeps our members up to date with the latest additions while highlighting specific frameworks, sponsors and strategic partners.

**58% of member institutions  
have accessed the LiFE tool**

## College Energy Fund

We worked closely with Salix to provide the College Energy Fund, which has so far funded and seen the completion of nearly £4m worth of energy efficiency projects in colleges. These projects are estimated to be saving further education establishments almost £900,000 on their annual energy bills, as well as reducing annual carbon emissions by over 4,300 tonnes.

*"The EAUC is delighted to see so many colleges taking the initiative with the College Energy Fund and making a real difference, not only to their carbon footprint but also to the quality of their students experience. Having effective learning spaces is essential for students to learn the sustainability skills they need. We look forward to sharing more learning and knowledge with many more colleges that continue to benefit from this essential fund"*  
- Iain Patton, Chief Executive

If you're a college, contact us using our FE helpline for more information at [FEHelpline@eauc.org.uk](mailto:FEHelpline@eauc.org.uk).

## LiFE

In 2015 alone, over 100 individual members accessed the LiFE resource, which is free to members. We continue to receive positive feedback from LiFE users, which we have collated into a suite of testimonials and case studies to help you use LiFE in your institution. Access the resources [here](#).



LEARNING IN FUTURE  
ENVIRONMENTS

## Strategic Partners

The EAUC works with a number of Strategic Partners to ensure that we are having the conversations necessary to have our members' voice heard. We work with organisations both in the UK and internationally to help us do more for our members. You can read more about our Strategic Partners [here](#).

# Delivering Value

Communicating efficiently with our members is something we particularly focused on in 2015, with a refresh of our existing communication channels and the introduction of several new newsletters. We have increased our reach on social media and seen our email groups grow. We will continue this trend into 2016 with a refreshed website and more!

## Digital Communications

**e-news** - During 2015, we rebranded and reformatted our fortnightly e-news newsletter in order to make it more user-friendly.

**fe-news** - In 2015, we launched fe-news, in recognition of the unique challenges and issues that our FE members face. The newsletter provides our FE members with content tailored to meet their needs.

**Sustainability Exchange News** - Making the Sustainability Exchange more accessible by providing an overview of the latest resources on the Sustainability Exchange, while providing examples of how the LiFE frameworks have been successfully utilised by members.

## Social Media

Our social media reach has increased over the course of 2015, with more and more members engaging with us across a variety of platforms. Our increasing social media presence gives our members a valuable platform to engage with the wider sustainability and education sectors.

Twitter Followers

↑ 49%

@TheEAUC

Instagram Followers

↑ %100

The\_EAUC

LinkedIn Followers

↑ 71%

The Environmental Association for Universities and Colleges (EAUC)

YouTube Subscribers

↑ 34%

TheEAUC

Facebook Page Likes

↑ 31%

EAUC

## Saving money for our members

Many of our members are operating with severe limitations on their budgets. The EAUC recognised this and has worked with our company members to deliver some exclusive member only offers for EAUC membership. We shared these offers in our Christmas themed offer booklet.

We ensure that members can access all of our events at a free or discounted rate, further ensuring value for money from their memberships.

To ensure the best possible value for our members, our membership operates on an institutional basis, meaning that an unlimited number of individuals at each member institution can benefit from EAUC membership.

With an average of **23** active users at each member institution, this represents fantastic value and means that the average member cost per person is **£42**.

Visit the Memberzone for the latest offers



# Delivering Value

## Media Partnerships

Throughout 2015, we continued to build media partnerships with key sector titles. We worked closely with University Business to promote the Green Gown Awards and Annual Conference. We also maintained our relationship with Campus Estates Management and developed a relationship with Property and Development Magazine.

# Annual Conference

The 2015 Annual Conference at the University of Leeds offered a great mix of content, activities, case studies and real life examples of inspirational success stories to take away. 'Challenging Connections' was the theme for the year and we made a number of strategic changes to the conference format for the first time.

Overall the conference spanned 2 full days and included a Further Education Summit, held in partnership with the Association of Colleges, a Student Summit held in partnership with the National Union of Students and People and Planet, and a Leadership Summit held in partnership with Harvard Business School.

## Conference in a snapshot:

- Over 550 delegates
- Main conference programme complemented by 3 additional Summits
- Our first ever App sponsored
- 40 exhibiting companies
- 40 workshops, 22 'exchanges' and 10 keynotes across 2 days
- An international gathering of sustainability networks from around the world

## Creating Happier, Healthier Cities

The 2016 EAUC Annual Conference on 25th – 26th May at the University of the West of England, will bring together over 370 attendees from every area of campus life from across the tertiary education sector.

Under the title 'Learning and Legacy: The Role of Education in Creating Healthier, Happier Cities,' the 2016 Conference will consider the role tertiary education institutions can play in encouraging community cohesion, connecting stakeholders, driving social and business innovation and acting as a catalyst for change to influence the future generations that will be inhabiting our cities.

Delegate booking is now available at [www.eventsforce.net/eauc2016](http://www.eventsforce.net/eauc2016).



**LEARNING AND LEGACY THE ROLE OF EDUCATION IN CREATING HEALTHIER, HAPPIER CITIES**  
EAUC 20th Annual Conference 25th - 26th May 2016

# Green Gown Awards

The Green Gown Awards exist to shine a spotlight on all of the excellent work being done by the sector. Each year sees a wide array of innovative and effective ideas that universities and colleges have put into action in order to increase their sustainability performance. This year saw some excellent entries that we have shared on our Sustainability Exchange website to promote learning across the sector.

- 85 finalists representing 51 institutions and 877,513 students
- 16 winners
- 22 Highly Commended



The Awards Ceremony, supported by the University of the West of England and the University of Bristol, was hosted in Bristol, Europe's Green Capital for 2015. We were honoured to have Andrew Garrad, Chair of Bristol 2015, presenting the awards, with a little help from our Chief Executive Iain Patton and Bristol's own Green Poet. The night was a huge success with too many deserving winners and highly commended entries to mention here. The twin aims of the Awards are to recognise the excellent work being done in the sector and to inspire others to embark on their own projects. Take a look on the Sustainability Exchange to get inspired by some of 2015 excellent Green Gown Winning entries [here](#). The Green Gown Awards are open to all institutions in the UK.

## Real Green Gowns!

2015 saw the introduction of a new element to the Awards... Real Green Gowns! Winners of the individual categories were awarded with gowns made from recycled materials, kindly provided by the Bristol Green Capital Partnership. The gowns will be passed on each year to the new crop of winners, creating a legacy of green excellence.

*"I was delighted that Bristol was able to host the Green Gown Awards towards the end of our year as European Green Capital. The Awards recognise the important role that academic institutions play in ensuring that young people have a proper understanding of both the challenges and the opportunities presented by sustainability."* Andrew Garrad, Chair of Bristol 2015



## Increasing International Recognition

The Awards continue to have a strong international presence with the 6th year of the Australasian Green Gown Awards, 4th year of the International Green Gown Awards and the 2nd year of the French speaking Awards which extended to Canada in 2015.

In 2016, in partnership with the United Nations Environment Programme and the Global Universities Partnership on Environment and Sustainability (GUPES), the GUPES Green Gown Awards will be launched which will expand the Green Gown Awards further across the globe with an emphasis on profiling and learning from the Southern Hemisphere. The GUPES Green Gown Awards will be open to GUPES Members across 6 regions (Africa, Asia and the Pacific, Europe, Latin America and the Caribbean, North America and West Asia).

# Sustainability Report

## Carbon offset

We try to minimise our carbon foot print as much as possible, however as with any organisation we do still have a carbon footprint. We offset this using ClimateCare and in 2015 we offset 14 tonnes of carbon dioxide for our 2014 impact (13,554 tonnes). We choose ClimateCare because they are a world leader in the carbon offset market and our money is invested in projects which not only cut carbon but also improve lives in the areas in which they operate.

## 2015 results

- Our carbon footprint has increased by 60% and is 21,732 tonnes for 2015
- The main increase on our carbon footprint is due to increased domestic travel with staff attending more member meetings and international travel with staff attending sustainability events to strengthen our UK member voice on a global platform.
- Our staff full time equivalent increased from 8.87 to 9.32
- Less than 1% of our waste goes to landfill.

Carbon summary	Staff (FTE)	Total Carbon Emissions (kgCO2)	Carbon Emissions per FTE (kgCO2/FTE)	Income per annum £	Carbon Emissions per unit of income (kgCO2/£)	GIA (m2)
2014	8.87	13,554	1,527	610,805	0.02	237
2015	9.32	10,886	1,168	643,582	0.02	192
% increase/decrease	5%	-20%	-24%	5%	-24%	-20%

For relative carbon baselining, we are representing our carbon using recommended reporting method by HEFCE as commissioned in the SQW report. We have identified total Full Time Equivalent (FTE) of staff, and the total income as reporting Key Performance Indicators (KPI). It is also considered appropriate to report against the changes in size of the physical assets and include gross internal area (GIA).

## Breakdown of our carbon

	2015		2014		Variance	
	KgCO2	%	KgCO2	%	KgCO2	%
Waste	7	0.03	5	0.03	2	50
Water	36	0.16	34	0.3	2	5
Heating and lighting	5,289	24	4,708	35	581	12
Travel	15,778	73	8,204	61	7,574	92
<i>Domestic</i>	5,648	26	4,514	33	1,134	25
<i>International</i>	10,130	42	3,690	27	6,440	175
Electricity	622	3	593	4	29	5
<b>Total</b>	<b>21,732</b>	<b>100</b>	<b>13,544</b>	<b>100</b>	<b>8,188</b>	<b>60</b>

## Carbon use

We calculate our staff and Board business travel, workstation energy use and working at home energy use. We also report on other carbon use which is based on assumptions.

## Reporting scope

	Office Area (m2)	Electricity	Gas	Water	Travel	Waste	Procurement
Headquarters, Cheltenham	45.12*	Tenant within office space with little or no control of Electricity (lights) or means to measure consumption.	Tenant within office space with little or no control of Gas or means to measure consumption	Tenant within office space with little or no control of Water or means to measure consumption	All travel is based on estimates of mileage and using Defra conversions	Tenant within office space with no means to measure consumption. Waste audit undertaken and assumptions are based on this for the year	Accurate data for procurement areas is not available at this time but adheres to our purchasing policies
Scotland Office	11.94**	Desk usage is monitored via socket meters					

\* Office area is calculated using sole purpose office space and shared office space such as toilet and kitchen area

\*\* Our Scotland office is part of an open plan office so this figure is calculated based on average FTE space in our Headquarters

- All business activities including staff and Board travel, workstation energy use, home working energy use, travel energy use, waste, water, lighting and heating is recorded
- We have 2 offices, our headquarters at University of Gloucestershire and our Scotland office at Queen Margaret University. As both of our offices are within an institution we shared many services such as postal, telephone and cleaning services as well as utilities
- Due to our shared offices some of our services are controlled by our host institutions such as lighting and water and we are unable to measure these separately. Staff commuting and procurement are not included in the figures
- Our recycling and landfill waste are collected centrally by our host institutions therefore we have an annual waste audit and base an assumptions on this for the year
- We include the travel incurred by our trustees (based on reimbursements so any travel not reimbursed is not included).

# Financial Review

During the financial period of 1 January to 31 December 2015 we have made a surplus of £28,744, so 2015 was another positive year financially. The surplus is carried forward into 2016 so we can continue to invest in improving benefits and services for our Members. This was against a budgeted surplus of £10,112.

We do not receive any public funding for our core activities. Our income is generated from activities such as Membership and the Annual Conference. We have restricted funds\* which are grants we have received which are for specific activities. In 2015 we received grants from the Scottish Funding Council for the Universities and Colleges Climate Commitment for Scotland, College Education for Sustainable Development project and the Carbon Management Plan project, which are all restricted for Scotland activity.

## Changes from 2014:



3% increase in unrestricted income



5% increase in unrestricted expenditure



10% increase in restricted income



16% decrease in surplus

As a charity all of our income and expenditure meet our charitable objectives.

- Membership is up 4% (£8,030) due to slight increases in both Educational (£6,426) and Company Membership (£1,604);
- Conference is up 13% (£16,761) due to an increase in delegate numbers and exhibition income;
- Products and Services is down 1% (£1,672) due to a decrease in sponsorship of the Green Gown Awards;
- Training income is down 92% (£7,963) as the majority of our training is now via webinars that are inclusive of membership;
- In 2015 we had 9.32 full time equivalent (FTE) staff, a slight increase of 0.45 due to maternity cover. Of the total, 3 FTE were funded through our externally funded projects and 6.32 FTE funded through our unrestricted funds. Our unrestricted staff costs were 55% of our expenditure (increased from 52% in 2014);
- Income was £4,012 higher than budgeted;
- Expenditure was £14,621 lower than budgeted mostly due to staff changes.

## Principal funding sources

- 31% of income from Membership;
- 22% of income from the Annual Conference;
- 19% of income from Products and Services – This includes activities such as the Green Gown Awards and the Sustainability Exchange;
- 27% of income from public funds – grants received from the Scottish Funding Council.

## Focus on Educational Membership income

Membership income has increased in 2015 by £8,030, of which £6,426 is from Educational Membership and £1,604 from Company Membership. 86% of Membership income is from Educational Members. As Membership is on an annual basis, the income we receive is proportioned across the related financial



# Financial Review

years. 37% of our total unrestricted income is from Educational Membership – which is the same as 2014.

Whilst we slightly exceeded our target of 202 Members with 203, our income was less than budgeted for the year. This is down to many factors such as late payments and a slightly different tier/time model of Membership than predicted due to the many mergers in the sector. The 203 Members takes into consideration non-renewals and new members:

- New members - we welcomed 15 (2014:15) new Educational Members in the period with 9 from the Learning and Skills sector and 6 from Higher Education, including 3 members from Germany and Belgium;
- Non-renewals - we also had 27 (2014:26) non-renewals in the period. 8 of which states the reasons for non-renewals were due to reduced budgets. For the remaining the reason for non-renewal is not known, albeit we continue our efforts to discover the reasons and to support them back to Membership. We will remain vulnerable to mergers and budget cuts within the sector in 2016, however we are seeing many return.

**During the period of 2015, our educational membership renewal rate was 86%.**

This was a slight decrease from 87% in 2014, but we still aim to improve on this and focus on demonstrating the value of Membership.

The Recommend a Member Scheme has resulted in 1 new Company Member and 1 new Educational Member in 2015. To reward our loyal Members, we have a discounted 2 year Educational Membership which 15 Members took in 2015.

**Thank you to our Members for continuing to support us – without you we would not exist.**

## Income diversification

We continue to research ways to diversify our income generation to ensure our financial sustainability for the long term. Our continued focus on valued relationships with larger companies and sector organisations, as part of our work with the Sustainability Exchange, generated £35,000 in 2015, as we maintained all sponsors for the year.

Company Membership brought in a steady yet significant amount of £28,328 in 2015. The income we receive from companies is invested in bringing together resources for the sector such as the Sustainability Exchange, which is free for all to access. We are also able to share knowledge between our Educational Members and Company Members, bringing vital insight from inside and outside of the sector.

The income we generate from companies and sector organisation is vital for our financial sustainability. 40% of our unrestricted income comes from companies and sector organisations:

- £28,328 income from Company Membership
- £35,000 for support for the Sustainability Exchange
- £86,498 for support for the Annual Conference
- £35,250 for support for the Green Gown Awards

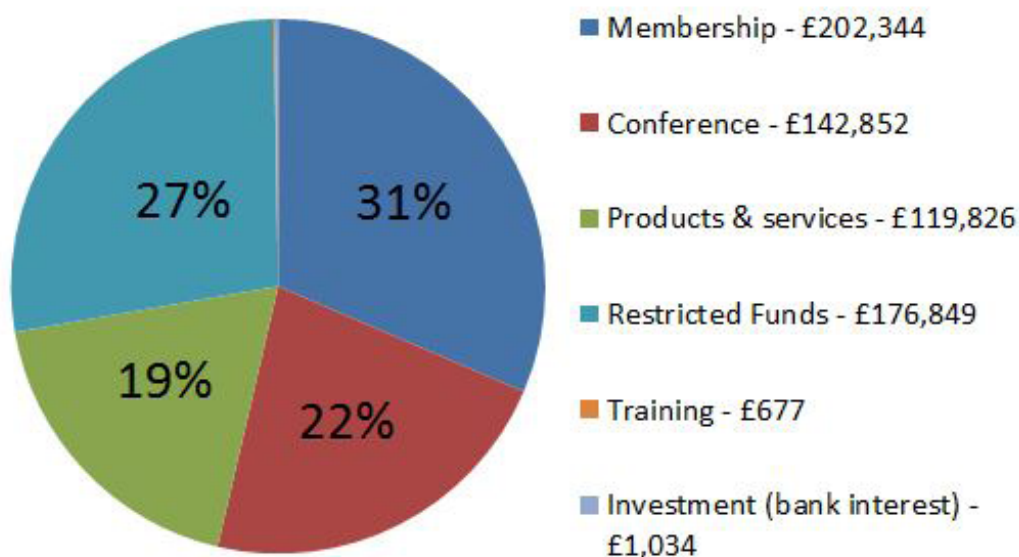


# Financial Review

We continue to research into other sources of income such as foundations and trusts. There are limited funds available for us as a Membership organisation so we ensure that our focus remains on our Members. However, any potential projects will meet our charitable objectives and we will ensure there are clear benefits to Members.

Scottish Funding Council has confirmed continued funding for the period of 2014-2017 and we are pleased that we continue the pioneering work we are delivering in Scotland. This funding will continue to fund the delivery staff for this programme and the Scotland office for the 3 year period. However, a crucial condition for the funding is to generate income to supplement the core funding in order to build a stronger sustainable foundation for Scotland activities. We generated £30,829 in addition to the funding received from the Scottish Funding Council in 2015, which is re-invested within our work in Scotland. This was mainly through the Scotland Conference and training events.

## Where our income comes from



## Future Plans - Looking to 2016

We have conservatively estimated a small surplus for the year 2016 (£6,737). This is dependent upon continuing Membership renewals and the success of activities such as the Annual Conference and the Green Gown Awards. The expenditure budgets have been maintained at a similar level for operational activities. It is important to maintain a surplus to ensure we have the reserves to invest in future Membership services and products.

In 2016, as we transfer employment of staff from the University of Gloucestershire to the EAUC we will incur legal fees and pension costs. The Board of Trustees has agreed that these one-off costs will be met from the reserves. This illustrates the importance of generating a surplus to build our reserves to ensure the future sustainability of the organisation. The total reserves available in 2016 are £189,488, of which £42,563 is protected to cover 2 months operational costs as required by the Charity Commission. This leaves £146,925 free reserves. All salary costs will remain the same as we were recharged for all costs from the University of Gloucestershire so there will be no change to the operational budget.

# Trustees' report

The Trustees present their report and the audited financial statements for the year ended 31 December 2015.

## Directors and Trustees

The trustees who are also directors of the charity for the purposes of the Companies Act 2006, present their report with the financial statements of the charity for the year ended 31st December 2015. The trustees have adopted the provisions of Accounting and Reporting by Charities: Statement of Recommended Practice applicable to charities preparing their accounts in accordance with the Financial Reporting Standard applicable in the UK and Republic of Ireland (FRS 102) (effective 1 January 2015).

I A Patton - EAUC	
A Allan - South Lanarkshire College - Scottish Convenor	- appointed 27/2/15
R A Bellfield - Craven College - UK Convenor	
R A Bond - University of East Anglia	
J Haddock-Fraser - Manchester Metropolitan University	
Dr K Henderson - Cardiff University - Welsh Convenor	- resigned 11/11/15
A J Hewett - University of Dundee	- appointed 24/3/15
C Long - Brigend College	
H Manns - University of Northumbria	- resigned 24/3/15
M May - Sheffield Hallam University	- resigned 15/4/16
W M Purcell - Plymouth University	
J Sanders - Aberystwyth University - Wales Convenor	- appointed 11/11/15
N R Scott - Aston University - Treasurer	

## OBJECTIVES AND ACTIVITIES

The objectives of the charity are as follows:

- to promote sustainable development for the benefit of the public by the preservation, conservation and protection of the environment and the prudent use of natural resources, particularly by and in relation to universities and colleges;
- to advance the education of the public and in particular those attending or working in universities and colleges, in all aspects of sustainable development, and the preservation, conservation and protection of the environment;
- to promote research into all aspects of sustainable development, and the preservation, conservation and protection of the environment particularly in relation to universities and colleges, provided that the useful results of such research are disseminated to the public.

The strategies employed to achieve the charity's objectives are to:

- provide training events and conferences;
- provide advice and support in integrating environmental and sustainability good practice through discussion networks and guidance materials;
- promote strategic partnerships within the sector;
- promote research and dissemination of good practice through projects.

We have referred to the guidance contained in the Charity Commission's general guidance on public

# Trustees' report

benefit on our aims and objectives and in planning for our future activities.

## Significant activities

The previous section outlines the significant activities for the year.

## Public benefit

A variety of our activities are open to all and these are highlighted in the report. Certain activities are only open to the benefit of our members but do benefit institutions and therefore the public at large.

## ACHIEVEMENT AND PERFORMANCE

### Charitable activities

All of the activities undertaken by the charity are to meet the objectives of the charity.

### Fundraising activities

The income of the charity is principally made up from membership fees, event fees and sponsorship from our members and partners. Restricted income is from the Scottish Funding Council.

### Investment policy and objectives

Under the Memorandum and Articles of Association, the Charity has the power to invest in any way the trustees wish.

### Reserves policy

The trustees have forecast the level of free reserves (that is those reserves not tied up in fixed assets, restricted or designated funds) the charity will require to sustain operations. The trustees consider that the most appropriate level of free reserves would be in the region of £42,563, to cover 2 months operational costs. There are sufficient funds for this. The trustees have this under constant review and will take steps to monitor this, subject to changes in the Charity's operations.

## STRUCTURE, GOVERNANCE AND MANAGEMENT

### Governing document

The Environmental Association for Universities and Colleges (EAUC) is a company limited by guarantee, governed by its Memorandum and Articles of Association dated 12th April 2011. The company was incorporated on 19th July 2004 and was registered as a charity on 4th October 2004 with the Charity Commission. On 6th April 2005 all assets and charitable activities of the unincorporated EAUC Association were transferred to the charity.

The members of the company are those Universities, Colleges or learning and skills sector providers, referred to as educational members, subscribing to the EAUC and totalled 203 at 31st December 2015. In the event of the charity being wound up, the liability in respect of the guarantee is limited to £1 per full member of the charity.

### Charity Constitution

The charity's constitution can be found at [http://www.eauc.org.uk/eauc\\_governance](http://www.eauc.org.uk/eauc_governance)

### Decision making

# Trustees' report

The charity has a financial policy which is reviewed annually by the Board of Trustees. Goods and services within the Board-approved annual EAUC budget or specific project budgets can be purchased with approval of the relevant budget holder. If any line within the budget overspends by 10%, the Audit Sub-Committee should be notified and will investigate and report to the Board as necessary. For purchases under the value of £10,000 (Net) and outside the Board-approved annual budget or specific project budgets, approval should be sought from the CEO. For purchases between the value of £10,000 - £50,000 (Net) and outside the Board-approved annual budget or specific project budgets, approval should be sought from the Audit Sub-Committee. For purchases over the value of £50,000 (Net) and outside the Board-approved annual budget or specific project budgets, approval should be sought from the Board.

## Key management remuneration

The People and Performance Sub-Committee annually review the salary of the CEO and provide recommendations for the Board's approval.

## Recruitment and appointment of new trustees

The Educational Members will at each AGM appoint up to nine individuals to act as trustees. The Chief Executive Officer of the Company shall serve as an ex-officio Trustee for so long as he or she is so employed. Each trustee can hold office until the expiry of the fifth AGM after the AGM at which they were appointed.

The Board has the power at any time to appoint any person who is willing to act as trustee, either to fill a vacancy or as an addition to the existing Board, but the total number of trustees shall not exceed any maximum number fixed in accordance with the articles. Any trustee so appointed shall hold office only until the next AGM following appointment and then shall be considered for re-election.

Individuals are appointed as Branch Convenors, as required, with the consent of the Board and are Branch trustees of the Company while he or she continues to hold office as Branch Convenor. Branch trustees are members of the Board.

## Organisational structure

The Board of Trustees, which can have up to nine members and such number of Branch Trustees as required, administers the charity. The Board meets quarterly. The day to day organisation and running of the charity is undertaken by the Chief Executive Officer, Iain Patton, who was appointed by the trustees. Clear action planning, reporting and authorisation channels have been set.

## Induction and training of new trustees

Trustees for this period have been informally inducted. A formal induction and training pack has been developed and all Trustees have received this.

## Statement of Trustees Responsibilities

The trustees (who are also the directors of The Environmental Association for Universities and Colleges for the purposes of company law) are responsible for preparing the Report of the Trustees and the financial statements in accordance with applicable law and United Kingdom Accounting Standards (United Kingdom Generally Accepted Accounting Practice), including Financial Reporting Standard 102 "The Financial Reporting Standard applicable in the UK and Republic of Ireland".

# Trustees' report

Company law requires the trustees to prepare financial statements for each financial year which give a true and fair view of the state of affairs of the charitable company and of the incoming resources and application of resources, including the income and expenditure, of the charitable company for that period. In preparing those financial statements, the trustees are required to:

- select suitable accounting policies and then apply them consistently;
- observe the methods and principles in the Charity SORP;
- make judgements and estimates that are reasonable and prudent;
- prepare the financial statements on the going concern basis unless it is inappropriate to presume that the charitable company will continue in business.

The trustees are responsible for keeping proper accounting records which disclose with reasonable accuracy at any time the financial position of the charitable company and to enable them to ensure that the financial statements comply with the Companies Act 2006. They are also responsible for safeguarding the assets of the charitable company and hence for taking reasonable steps for the prevention and detection of fraud and other irregularities.

## In so far as the trustees are aware:

- there is no relevant audit information of which the charitable company's auditors are unaware; and
- the trustees have taken all steps that they ought to have taken to make themselves aware of any relevant audit information and to establish that the auditors are aware of that information.

## Auditors

The auditors, Davies Mayers Barnett LLP, will be proposed for re-appointment at the forthcoming Annual General Meeting.

Approved by order of the board of trustees on 25/05/2016 and signed on its behalf by:

R A Bellfield - Trustee



# Auditors' report

We have audited the financial statements of The Environmental Association for Universities and Colleges for the year ended 31st December 2015 on pages twenty-six to forty. The financial reporting framework that has been applied in their preparation is applicable law and United Kingdom Accounting Standards (United Kingdom Generally Accepted Accounting Practice), including Financial Reporting Standard 102 'The Financial Reporting Standard applicable in the UK and Republic of Ireland'.

This report is made solely to the charitable company's members, as a body, in accordance with Chapter 3 of Part 16 of the Companies Act 2006. Our audit work has been undertaken so that we might state to the charitable company's members those matters we are required to state to them in an auditors' report and for no other purpose. To the fullest extent permitted by law, we do not accept or assume responsibility to anyone other than the charitable company and the charitable company's members as a body, for our audit work, for this report, or for the opinions we have formed.

## Respective responsibilities of trustees and auditors

As explained more fully in the Statement of Trustees Responsibilities set out on pages twenty-two to twenty-three, the trustees (who are also the directors of the charitable company for the purposes of company law) are responsible for the preparation of the financial statements and for being satisfied that they give a true and fair view.

Our responsibility is to audit and express an opinion on the financial statements in accordance with applicable law and International Standards on Auditing (UK and Ireland). Those standards require us to comply with the Auditing Practices Board's Ethical Standards for Auditors.

## Scope of the audit of the financial statements

An audit involves obtaining evidence about the amounts and disclosures in the financial statements sufficient to give reasonable assurance that the financial statements are free from material misstatement, whether caused by fraud or error. This includes an assessment of: whether the accounting policies are appropriate to the charitable company's circumstances and have been consistently applied and adequately disclosed; the reasonableness of significant accounting estimates made by the trustees; and the overall presentation of the financial statements. In addition, we read all the financial and non-financial information in the Report of the Trustees to identify material inconsistencies with the audited financial statements and to identify any information that is apparently materially incorrect based on, or materially inconsistent with, the knowledge acquired by us in the course of performing the audit. If we become aware of any apparent material misstatements or inconsistencies we consider the implications for our report.

## Opinion on financial statements

In our opinion the financial statements:

- give a true and fair view of the state of the charitable company's affairs as at 31st December 2015 and of its incoming resources and application of resources, including its income and expenditure, for the year then ended;
- have been properly prepared in accordance with United Kingdom Generally Accepted Accounting Practice, including Financial Reporting Standard 102 'The Financial Reporting Standard applicable in the UK and the Republic of Ireland'; and

# Auditors' report

- have been prepared in accordance with the requirements of the Companies Act 2006.

## Opinion on other matter prescribed by the Companies Act 2006

In our opinion the information given in the Report of the Trustees for the financial year for which the financial statements are prepared is consistent with the financial statements.

## Matters on which we are required to report by exception

We have nothing to report in respect of the following matters where the Companies Act 2006 requires us to report to you if, in our opinion:

- adequate accounting records have not been kept or returns adequate for our audit have not been received from branches not visited by us; or
- the financial statements are not in agreement with the accounting records and returns; or
- certain disclosures of trustees' remuneration specified by law are not made; or
- we have not received all the information and explanations we require for our audit; or
- the trustees were not entitled to prepare the financial statements in accordance with the small companies regime and take advantage of the small companies exemption from the requirement to prepare a Strategic Report or in preparing the Report of the Trustees.

Nicola Smith (Senior Statutory Auditor)  
for and on behalf of Davies Mayers Barnett LLP  
Statutory Auditors  
Pillar House  
113/115 Bath Road  
Cheltenham  
Gloucestershire  
GL53 7LS

Date: 25/05/2016

# Statement of Financial Activities

Statement of financial activities for the year ended 31 December 2015

	Note	Unrestricted funds £	Restricted funds £	2015 Total £	2014 Total £
<b>INCOME AND ENDOWMENTS FROM</b>	3				
<b>Charitable activities:</b>					
• Conference		142,852	11,268	154,120	127,241
• Projects		-	146,020	146,020	152,365
• Membership		202,344	-	202,344	194,314
• Training		677	6,970	7,647	13,150
• Products and services		119,826	12,591	132,417	122,886
• Investment income	2	1,034	-	1,034	849
<b>TOTAL</b>		<b>466,733</b>	<b>176,849</b>	<b>643,582</b>	<b>610,805</b>
<b>RESOURCES EXPENDITURE</b>					
<b>Cost of charitable activities:</b>	4				
• Conference		113,826	-	113,826	112,446
• Projects		28,309	176,849	205,158	186,134
• Membership		164,654	-	164,654	155,854
• Training		20,495	-	20,495	9,215
• Products and services		110,705	-	110,705	112,818
<b>TOTAL</b>		<b>437,989</b>	<b>176,849</b>	<b>614,838</b>	<b>576,467</b>
<b>NET INCOME</b>		<b>28,744</b>	<b>-</b>	<b>28,744</b>	<b>34,338</b>
<b>RECONCILIATION OF FUNDS</b>					
<b>Total funds brought forward</b>		<b>160,744</b>	<b>-</b>	<b>160,744</b>	<b>126,406</b>
<b>TOTAL FUNDS CARRIED FORWARD</b>		<b>189,488</b>	<b>-</b>	<b>189,488</b>	<b>160,744</b>

## CONTINUING OPERATIONS

All income and expenditure has arisen from continuing activities

# Balance Sheet

<b>Balance Sheet at 31 December 2015</b>		<b>2015 Total</b>	<b>2014 Total</b>
	<b>Note</b>	<b>£</b>	<b>£</b>
<b>CURRENT ASSETS</b>			
• Debtors	11	<b>64,061</b>	71,919
• Cash at bank		<b>426,579</b>	385,747
		<b>490,640</b>	<b>457,666</b>
<b>CREDITORS</b>			
<b>Amounts falling due within one year</b>	12	<b>(301,152)</b>	(296,922)
<b>NET CURRENT ASSETS</b>			
		<b>189,488</b>	160,744
<b>TOTAL ASSETS LESS CURRENT LIABILITIES</b>			
		<b>189,488</b>	160,744
<b>NET ASSETS</b>			
		<b>189,488</b>	<b>160,744</b>
<b>FUNDS</b>			
	14	<b>189,488</b>	160,744
<b>TOTAL FUNDS</b>			
		<b>189,488</b>	<b>160,744</b>

These financial statements have been prepared in accordance with the special provisions of Part 15 of the Companies Act 2006 relating to small charitable companies.

The financial statements were approved by the Board of Trustees on 25/05/2016 and were signed on its behalf by:

N R Scott -Trustee

R A Bellfield -Trustee

# Cashflow Statement

## Cash Flow Statement for the year ended 31 December 2015

		2015	2014
		£	£
<b>Cash flows from operating activities:</b>			
Cash generated from operations	1	39,798	36,846
Net cash provided by (used in) operating activities		39,798	36,846
<b>Cash flows from investing activities:</b>			
Interest received		1,034	849
Net cash provided by (used in) investing activities		1,034	849
Change in cash and cash equivalents in the reporting period		40,832	37,695
Cash and cash equivalents at the beginning of the reporting period		385,747	348,052
Cash and cash equivalents at the end of the reporting period		426,579	385,747

# Notes to Cashflow Statement

## 1. RECONCILIATION OF NET INCOME TO NET CASH FLOW FROM OPERATING ACTIVITIES

	2015	2014
	£	£
Net income for the reporting period (as per the statement of financial activities)	28,744	34,338
<b>ADJUSTMENTS FOR:</b>		
Interest received	(1,034)	(849)
Decrease in debtors	7,858	15,531
Increase/(decrease) in creditors	4,230	(12,174)
Net Cash provided by (used in) operating activities	39,798	36,846



# Notes to the Financial Statements

## 1. ACCOUNTING POLICIES

### Basis of preparing the financial statements

The financial statements of the charitable company, which is a public benefit entity under FRS 102, have been prepared in accordance with the Charities SORP (FRS 102) 'Accounting and Reporting by Charities: Statement of Recommended Practice applicable to charities preparing their accounts in accordance with the Financial Reporting Standard applicable in the UK and Republic of Ireland (FRS 102) (effective 1 January 2015)', Financial Reporting Standard 102 'The Financial Reporting Standard applicable in the UK and Republic of Ireland', the Charities Act 2011 and the Companies Act 2006. The financial statements have been prepared under the historical cost convention.

### Going concern

There are no material uncertainties about the charity's ability to continue as a going concern.

### Income

All income is recognised in the Statement of Financial Activities once the charity has entitlement to the funds, it is probable that the income will be received and the amount can be measured reliably.

Income from government and other grants is recognised when the charity has entitlement to the funds, any performance conditions attached to the grants have been met, it is probable that the income will be received and the amount can be measured reliably.

Membership and other income received in advance is deferred until the criteria for income recognition are met.

### Interest receivable

Interest on funds held on deposit is included when receivable and the amount can be measured reliably by the charity; this is normally upon notification of the interest paid or payable by the Bank.

### Expenditure

Liabilities are recognised as expenditure as soon as there is a legal or constructive obligation committing the charity to that expenditure, it is probable that a transfer of economic benefits will be required in settlement and the amount of the obligation can be measured reliably. Expenditure is accounted for on an accruals basis and has been classified under headings that aggregate all cost related to the category. Where costs cannot be directly attributed to particular headings they have been allocated to activities on a basis consistent with the use of resources (refer to note 5). Irrecoverable VAT is charged against the category of resources expended for which it is incurred.

### Allocation of support costs

Support costs are those functions that assist the work of the charity but do not directly undertake charitable activities. Support costs include office costs, finance, personnel, payroll and governance costs which support the charity's projects, programmes and activities. These costs have been allocated between the categories of expenditure on charitable activities. The bases on which support costs have been allocated are set out in the notes to the financial statements.

# Notes to the Financial Statements

## 1. ACCOUNTING POLICIES - continued

### Tangible fixed assets

Individual fixed assets costing £1,000 or more are capitalised at cost and are depreciated over their estimated useful economic lives. Cost is defined as purchase cost less any residual value.

Net book values are regularly reviewed by the trustees and any appropriate adjustments are made to carrying values.

### Debtors

Trade and other debtors are recognised at the settlement amount due. Prepayments are valued at the amount prepaid.

### Cash at bank and in hand

Cash at bank and cash in hand includes cash and short term highly liquid investments with a short maturity of three months or less from the date of acquisition or opening of the deposit or similar account.

### Creditors

Creditors are recognised where the charity has a present obligation resulting from a past event that will probably result in the transfer of funds to a third party and the amount due to settle the obligation can be measured or estimated reliably. Creditors are normally recognised at their settlement amount.

### Financial instruments

The charity only has financial assets and financial liabilities of a kind that qualify as basic financial instruments. Basic financial instruments are initially recognised at transaction value and subsequently measured at their settlement value.

### Taxation

The charity is exempt from tax on income and gains falling within section 505 of the Taxes Act 1988 or section 256 of the Taxation of Chargeable Gains Act 1992 to the extent that these are applied to its charitable objects.

### Fund accounting

Unrestricted general funds - these are funds which can be used in accordance with the charitable objects at the discretion of the trustees.

Restricted funds - these are funds that can only be used for particular restricted purposes within the objects of the charity. Restrictions arise when specified by the donor or when funds are raised for particular restricted purposes.

Further explanation of the nature and purpose of each fund is included in the notes to the financial statements.

### Pension costs and other post-retirement benefits

The charitable company contributes to the Local Government Pension Scheme, a multi-employer defined benefit pension scheme, via recharges of contributions payable from the University of Gloucestershire. It is not possible to identify the charity's share of the underlying assets and liabilities of the scheme and therefore in accordance with FRS 102, contributions payable to the pension scheme are charged to the Statement of Financial Activities in the period to which they relate.

# Notes to the Financial Statements

## 1. ACCOUNTING POLICIES - continued

### Operating leases

Rental charges under operating leases are charged to the SOFA on a straight line basis over the term of the lease.

### Transition to FRS 102

No restatement of items has been required in making the transition to FRS 102 other than a presentational change to Governance costs. The transition date was 1 January 2014.

### Legal status of the Charity

The Environmental Association for Universities and Colleges (EAUC) is a company limited by guarantee and has no share capital. The members of the company are those universities, colleges or learning and skills sector providers, referred to as Educational Members, subscribing to the EAUC which totalled 203 at 31st December 2015. In the event of the charity being wound up, the liability in respect of the guarantee is limited to £1 per full member of the charity.

## 2. INVESTMENT INCOME

	2015	2014
	£	£
Bank interest receivable	1,034	849

## 3. INCOME FROM CHARITABLE ACTIVITIES

	2015	2014
	£	£
Conference	154,120	127,241
Projects	146,020	152,365
Membership	202,344	194,314
Training	7,647	13,150
Products and services	132,417	122,886
	<b>642,548</b>	<b>609,956</b>

Grants received, included in the above, are as follows:

	2015	2014
	£	£
Universities and College Climate Commitment for Scotland ( SFC)	106,553	115,782
College Education for Sustainable Development (SFC)	3,000	36,583
Carbon Management Plan Review (SFC)	36,467	-
	<b>146,020</b>	<b>152,365</b>

# Notes to the Financial Statements

## 4. CHARITABLE ACTIVITIES COSTS

	Direct Cost	Support Costs (See Note 5)	Totals
	£	£	£
Conference	71,362	42,464	113,826
Projects	176,849	28,309	205,158
Membership	458	164,196	164,654
Training	677	19,818	20,495
Products and services	82,396	28,309	110,705
	<b>331,742</b>	<b>283,096</b>	<b>614,838</b>

## 5. SUPPORT COSTS

	Staff Costs	Travel & Subsistence	Marketing & Printing	Website & Computer Costs
	£	£	£	£
Conference	34,522	2,557	1,603	321
Projects	23,016	1,705	1,068	214
Membership	133,489	9,890	6,196	1,241
Training	16,111	1,194	748	150
Products and services	23,016	1,705	1,068	214
	<b>230,154</b>	<b>17,051</b>	<b>10,683</b>	<b>2,140</b>

	Governance Costs	Bank Charges	Sundry & Office Expenses	Totals
	£	£	£	£
Conference	1,903	313	1,245	42,464
Projects	1,268	208	830	28,309
Membership	7,357	1,209	4,814	164,196
Training	888	146	581	19,818
Products and services	1,268	208	830	28,309
	<b>12,684</b>	<b>2,084</b>	<b>8,300</b>	<b>283,096</b>

# Notes to the Financial Statements

## 5. SUPPORT COSTS - continued

<b>Activity</b>	<b>Basis of Allocation</b>
Staff costs	Staff time
Travel & subsistence	Staff time and actual
Marketing & printing	Staff time and actual
Website & computer costs	Staff time and actual
Governance costs	Staff time and actual
Bank charges	Staff time
Sundry & office expenses	Staff time

## 6. NET INCOME/ (EXPENDITURE)

Net income/ (expenditure) is stated after charging/ (crediting)

	<b>2015</b>	2014
	£	£
<b>Operating lease rentals</b>	6,727	3,309
<b>Auditor's remuneration for audit</b>	4,550	4,450

## 7. TRUSTEES' REMUNERATION AND BENEFITS

During the year a trustee received remuneration, via the recharge of costs from the University of Gloucestershire, amounting to £57,853 (2014: £56,954). This amount was payable for the staff role performed and not in respect of the services provided as a trustee. The trustee participated in the Local Government Pension Scheme and pension contributions amounted to £8,852 (2014: £10,098).

### Trustees' expenses

A total of £737 (2014: £2,138) was reimbursed for directly incurred travel expenses to 3 trustees (2014: 7).

## 8. STAFF COSTS

	<b>2015</b>	2014
	£	£
<b>Wages and Salaries</b>	283,680	268,287
<b>Social Security Costs</b>	21,077	19,606
<b>Other Pension Costs</b>	42,671	43,951
	<b>347,428</b>	<b>331,844</b>



# Notes to the Financial Statements

## 8. STAFF COSTS - continued

The average monthly number of employees during the year was as follows:

	2015	2014
	£	£
Permanent Staff	8	8
Temporary Staff	2	2
	<b>10</b>	<b>10</b>

No employees received emoluments in excess of £60,000.

## 9. COMPARATIVES FOR THE STATEMENT OF FINANCIAL ACTIVITIES

INCOME AND ENDOWMENTS FROM Charitable activities	Unrestricted Fund	Restricted Funds	Total Fund
	£	£	£
Conference	126,091	1,150	127,241
Projects	-	152,365	152,365
Membership	194,314	-	194,314
Training	8,640	4,510	13,150
Products and services	121,498	1,388	122,886
Investment Income	849	-	849
<b>TOTAL</b>	<b>451,392</b>	<b>159,413</b>	<b>610,805</b>

EXPENDITURE ON Charitable activities	Unrestricted Fund	Restricted Funds	Total Fund
	£	£	£
Conference	112,446	-	112,446
Projects	26,721	159,413	186,134
Membership	155,854	-	155,854
Training	9,215	-	9,215
Products and services	112,818	-	112,818
<b>TOTAL</b>	<b>417,054</b>	<b>159,413</b>	<b>576,467</b>

# Notes to the Financial Statements

## 9. COMPARATIVES FOR THE STATEMENT OF FINANCIAL ACTIVITIES - continued

	Unrestricted Fund	Restricted Funds	Total Funds
	£	£	£
NET INCOME	34,338	-	34,338
RECONCILIATION OF FUNDS			
Total funds brought forward	126,406	-	126,406
<b>TOTAL FUNDS CARRIED FORWARD</b>	<b>160,744</b>	<b>-</b>	<b>160,744</b>

## 10. TANGIBLE FIXED ASSETS

	Fixtures and Fittings	Computer Equipment	Totals
	£	£	£
<b>COST</b>			
At 1st January 2015 and 31st December 2015	2,758	2,515	5,273
<b>COST</b>			
At 1st January 2015 and 31st December 2015	2,758	2,515	5,273
<b>NET BOOK VALUE</b>			
At 31st December 2015	-	-	-
At 31st December 2014	-	-	-

## 11. DEBTORS: AMOUNTS FALLING DUE WITHIN ONE YEAR

	2015	2014
	£	£
Trade Debtors	40,328	35,461
Other Debtors	3,451	3,451
VAT	11,767	16,528
Prepayments and accrued income	8,515	16,479
<b>TOTAL</b>	<b>64,061</b>	<b>71,919</b>

# Notes to the Financial Statements

## 12. CREDITORS: AMOUNTS FALLING DUE WITHIN ONE YEAR

	2015	2014
	£	£
<b>Trade Creditors</b>	20,862	88,994
<b>Accruals and Deferred Income</b>	280,290	207,928
<b>TOTAL</b>	<b>301,152</b>	<b>296,922</b>

<b>DEFERRED INCOME</b>	<b>£</b>
<b>Deferred income at 1st January 2015</b>	200,860
<b>Deferred during the year</b>	213,768
<b>Amounts released from previous years</b>	(200,860)
<b>Deferred income at 31 December 2015</b>	<b>213,768</b>

Deferred income is comprised of the following items:

	2015	2014
	£	£
<b>UNRESTRICTED FUNDS</b>		
<b>Membership received in advance</b>	122,355	130,618
<b>Products and services received in advance</b>	12,440	11,000
	<b>134,795</b>	<b>141,618</b>

	2015	2014
	£	£
<b>RESTRICTED FUNDS</b>		
<b>Grant income for projects and income for products and services</b>	78,973	59,242
	<b>213,768</b>	<b>200,860</b>

The restricted funds deferred represent grant monies received in advance of specific projects, where conditions are applied and have been deferred in order to comply properly with the conditions of the grant.

# Notes to the Financial Statements

## 13. OPERATING LEASE COMMITMENTS

Total future minimum lease payments under non-cancellable operating leases are as follows:

	2015	2014
	£	£
Within one year	9,754	3,334
Between one and five years	4,579	4,168

## 14. ANALYSIS OF NET ASSETS BETWEEN FUNDS

	Unrestricted Fund	Restricted Fund	Total Funds 2015	Total Funds 2014
	£	£		
Current assets	392,168	98,472	490,640	457,666
Current liabilities	(202,680)	(98,472)	(301,152)	(296,922)
	<b>189,488</b>	<b>0</b>	<b>189,488</b>	<b>160,744</b>

## 15. MOVEMENT IN FUNDS

	At 1.1.15	Net movement in funds	Transfer between funds	At 31.12.15
	£	£		
<b>UNRESTRICTED FUND</b>				
General fund	160,744	28,744	-	189,488
<b>RESTRICTED FUNDS</b>				
Conference	-	11,268	(11,268)	-
Projects	-	(30,829)	30,829	-
Training	-	6,970	(6,970)	-
Products & Services	-	12,591	(12,591)	-
<b>TOTAL FUNDS</b>	<b>160,744</b>	<b>28,744</b>	<b>-</b>	<b>189,488</b>

# Notes to the Financial Statements

## 15. MOVEMENT IN FUNDS - continued

Net movement in funds, included in the above are as follows:

	Incoming Resources	Resources Expended	Movement in Funds
<b>UNRESTRICTED FUND</b>	<b>£</b>	<b>£</b>	
General fund	466,733	(437,989)	28,744
<b>RESTRICTED FUNDS</b>			
Conference	11,268	-	11,268
Projects	146,020	(176,849)	(30,829)
Training	6,970	-	6,970
Products & Services	12,591	-	12,591
	176,849	(176,849)	-
<b>TOTAL FUNDS</b>	<b>643,582</b>	<b>(614,838)</b>	<b>28,744</b>

### Purpose of Restricted Funds

#### Projects

This represents externally funded projects, UCCCfS, College Education for Sustainable Development and Carbon Management Plan, in furtherance of our charitable objective to promote and advance the education of the public and in particular those attending or working in Universities and Colleges, in all aspects of sustainable development, and the preservation, conservation and protection of the environment.

#### Conference

This represents the UCCCfS Annual Conference in Scotland, as part of the UCCCfS project, to advance the education of the public and in particular those attending or working in Universities and Colleges, in all aspects of sustainable development, and the preservation, conservation and protection of the environment.

#### Training

This represents EAUC training events in Scotland, as part of the UCCCfS project, to advance the education of the public and in particular those attending or working in Universities and Colleges, in all aspects of sustainable development, and the preservation, conservation and protection of the environment.

#### Products and Services

This represents services provided under the UCCCfS project to advance the education of the public and in particular those attending or working in Universities and Colleges, in all aspects of sustainable development, and the preservation, conservation and protection of the environment.



# Notes to the Financial Statements

## 16. CONTINGENT LIABILITIES

There were no contingent liabilities at the balance sheet date (2014: £Nil)

## 17. CAPITAL COMMITMENTS

There were no capital commitments at the balance sheet date (2014: £Nil)

## 18. ULTIMATE CONTROLLING PARTY

The charity is controlled by the Trustees.

## 19. FIRST YEAR ADOPTION

The charity's date of transition to SORP (FRS 102) was 1 January 2014. In order to comply with the transitional arrangements of FRS 102 the charity is required to present a reconciliation of its financial position and funds at:

- the date of transition to SORP (FRS 102); and
- the end of the latest period presented in the charity's most recent annual financial statements prepared under SORP (2005). A reconciliation of its net surplus or deficit for the accounting period ending on that date is also required.

As no changes in accounting policy have been identified on transition these reconciliations have not been presented. The Trustees believe there has been no change in the charity's financial position or financial performance at either date under either SORP (2005) or SORP (FRS 102).

A presentational adjustment to the Statement of Financial Activities, as presented under the formats adopted under SORP (2005) at 31 December 2014, has been made in order to comply with the accounts formats adopted under SORP (FRS 102).

	UK GAAP	Effect of transition to FRS 102	FRS 102
	£	£	£
<b>INCOME AND ENDOWMENTS FROM</b>			
Charitable activities	609,956	-	609,956
Investment income	849	-	849
<b>TOTAL</b>	<b>610,805</b>	<b>-</b>	<b>610,805</b>
<b>EXPENDITURE ON</b>			
Charitable activities	564,012	12,455	576,467
Governance costs	12,455	(12,455)	-
<b>NET INCOME</b>	<b>34,338</b>	<b>-</b>	<b>34,338</b>

# Charity information

**Registered Company number**

5183502 (England and Wales)

**Registered Charity number**

1106172

**Registered office**

EAUC National Office  
University of Gloucestershire  
The Park  
Cheltenham  
Gloucestershire  
GL50 2RH

**Company Secretary**

Miss F L Goodwin

**Auditors**

Davies Mayers Barnett LLP  
Statutory Auditors  
Pillar House  
113/115 Bath Road  
Cheltenham  
Gloucestershire  
GL53 7LS

**Banker**

The Co-operative Bank  
PO Box 250  
Delf House  
Southway  
Skelmersdale  
WN8 6WT

## Your sustainability promise

We are committed to minimising our impact on the environment. By downloading our Annual Report in PDF format, not only do you receive it instantly but you are also doing your part in reducing your carbon footprint. We encourage you to email it to interested colleagues or potential EAUC Members and do not print it.

This report was written and designed in-house by the EAUC team.

Delivered by EAUC



Registered address:

Environmental Association for Universities and Colleges (EAUC)  
UK Office, University of Gloucestershire  
The Park, Cheltenham, Gloucestershire GL50 2RH

01242 714321 [info@eauc.org.uk](mailto:info@eauc.org.uk)

[www.eauc.org.uk](http://www.eauc.org.uk)



