



Environmental Association for Universities and Colleges

Annual Report 2016



CEO & Chair's Message

While 2016 was an unsettling year for many of our members the EAUC continued its trajectory of making the case for sustainability to senior leaders and policy writers. The need for a voice, influence and implementation skills has never been greater and the EAUC redoubled its commitment and services to support our members, defend sustainability in the face of cuts and create new opportunities for it to advance.

With the Paris Climate Agreement, which we campaigned for, and the UN Sustainable Development Goals both coming into force, 2016 brought us new platforms to champion whole institutional sustainability and its profound benefit to employers and society. Our Annual Conference put member universities and colleges at the heart of happier and healthier cities, building new and empowering institutional alliances with our healthcare, local government, NGO and corporate neighbours. Going forward, strengthening the convening power of the sector is a key ambition of the EAUC.

With over 4,000 resources and new partners including Student Hubs and Enactus, the Sustainability Exchange continues to grow to reflect student and social partnerships to better support our members connect sustainability with their institutions mission. Similarly our pioneering executive leadership work inspired by colleagues at Harvard University brought together leaders of sustainability and leaders of institutions to develop a new language, synergy and an empowering approach to change. With already an alumnus of 100 people, this programme will be central to our 2017 work to lead a new alignment between sustainability and institutional objectives.

Reflecting our new approach to building a stronger member community and new momentum for change, for much of 2016 a cross section of EAUC members, Board and staff led the development of our new strategic plan. The resulting member input and endorsement for the strategic plan 2017 – 2021 sets the EAUC on a powerful course to 'make sustainability just good business'. Whether your focus is the campus, curriculum, research, leadership or the wider community, your membership of the EAUC is a catalyst for change.

Yours sincerely,



Iain Patton, Chief Executive



Janet Haddock-Fraser, Chair



Photo credits

The images on the front page are Green Gown Award winners and finalists:

University of Warwick
Keele University
Nottingham Trent University
University of Aberdeen

The EAUC

Leading sustainability in post-16 education

Who we are

The Environmental Association for Universities and Colleges (EAUC) is a strong alliance of universities and colleges, sector bodies and commercial organisations, working together both in the UK and Ireland and internationally to drive environmental, social and financial sustainability to the heart of tertiary education. The EAUC represents institutions with over 2 million students and nearly 400,000 staff with a spending budget of over £25 billion. We help leaders, academics and professionals to drive sustainability to the heart of their post-16 education institutions.

Our new strategy

In 2016 we worked collaboratively with our members on our new strategy to take us to 2021. The strategy was developed working with representatives from the Member Advisory Council, the Board and staff. The wider membership were also consulted and engagement was sought at the 2016 AGM and conference. Stakeholders, such as our Strategic Partners and Company Members were also consulted. We will be working hard in 2017 on our implementation plan to make this strategy a reality for our members.

Our 2017 - 2021 Strategy



Our Members

The EAUC was founded 20 years ago to support sustainability professionals working within the tertiary education sector. The individuals in EAUC membership work in a wide variety of roles and are at different stages of their careers and sustainability journeys. The EAUC has members from across Further and Higher Education as well as a select number of company members and strategic partners. Our wide ranging membership is one of the EAUC's main strengths, as we are able to help our members draw from a wide pool of knowledge and experience from across the sector and beyond.

Educational Members

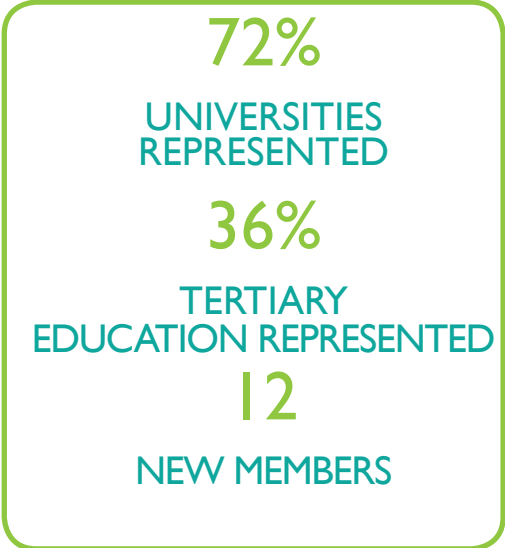
Our educational members are the reason that the EAUC exists. We are proud to represent and support 204 universities and colleges from across the UK. Overall our membership has increased by 1 over the course of 2016.



4619 Total individual contacts

Strategic Partners

We believe in partnership and collaboration so we bring together the leading sustainability and education organisation across the UK and Ireland and internationally to make our members voice a powerful one.



Company Members

The guiding principle for the EAUC company membership strategy is to develop intelligent dialogue between companies and our educational members. The aim is to share learning and develop mutually beneficial strategies to create a sustainable future.



Scotland Focus


Delivered by our team in Scotland and funded by the Scottish Funding Council (SFC), this programme sees all Scottish universities and colleges make a commitment to address the challenges of climate change, reduce their carbon footprints and embed sustainability into learning and teaching within their campus. 2016 was a busy year for the Scotland team with a number of projects and events successfully delivered which can be seen below. The team supported the Scottish Further and Higher Education sector through the first mandatory year of Public Bodies Climate Change Reporting, and have analysed sector carbon data to assess how to best support institutions to reduce emissions.



108 Scottish resources created and shared on the Sustainability Exchange




4 Training Webinars attracting 44 Delegates, with 163 post-event viewings of recordings



3 Reports produced on college energy management and sector carbon reporting and trends



440 new @UGCC15 Twitter followers (48% increase!), with Facebook Likes increasing 33%



16 Networking Events attracting 186 Delegates from FHE and Sector Partners



6 Training Events attracting 50 Delegates from FHE and Sector Partners



99% of all Event Delegates rated the Event as Good or Excellent in the Post-Event Survey



94% of Event Delegates say EAUC-Scotland is helping develop their skills and knowledge

Scotland Focus

We are delighted to announce that we have received funding from the Scottish Funding Council for a new 3 year programme. Building on the new EAUC strategic mission of 'Making sustainability just good business', the Catalysing Transformative Leadership for Sustainability Programme will take a step onwards from the previous two Universities and Colleges Climate Commitment for Scotland (UCCCfS) projects. Here is what we will be delivering from 2017 to 2020:



Our Impact

2016 has seen the EAUC's impact and influence grow both in the UK and internationally. We have represented our members in a wide range of ways to ensure that the shared voice of the sector is heard at the highest level.

Driving Sustainability Leadership Programme

The EAUC is investing in the development of new change and leadership models. The first Driving Sustainability Leadership Programme, developed in partnership with Leith Sharp of Harvard University was delivered in the UK at the University of Cambridge in the summer of 2016. We now have over 100 members that have taken part in the model and we will be delivering another cohort in the summer of 2017. Our new strategic plan reflects a commitment to take sustainability to the university and college executive level and reposition it as doing 'just good business'. A goal of the EAUC is to help institution leaders recognise the value sustainability brings to delivering key institutional strategic objectives. These include amongst others quality teaching, world-leading research, the student experience, access, retention and employability.



Inspiring leaders - the first UK Driving Sustainability Leadership cohort

Consultation Responses

We continue to respond to consultations on behalf of our members.

A highlight of 2016 was our response to the Government's consultation on the Heat Networks Investment Project, which resulted in universities being able to access some of the £320 million funding available.



The State of Sustainability in Tertiary Education Report

Released in November 2016 in partnership with NUS and UCU, this report used responses from 512 individuals at universities and colleges to identify how further and higher education institutions are responding to environmental sustainability and social responsibility challenges, as well as how staff perceive their institution's efforts.

Delivering Value

We work hard to deliver value to our members. The EAUC provides a range of support and guidance to ensure that we are there to assist our members,

Supporting Further Education

In 2016 the SORTED guide was updated and made publicly available on the Sustainability Exchange. The aim of this guide is to provide colleges and other Further Education institutions with specific guidance on embedding sustainability into every aspect of your organisation, with inspiring examples of what others are already doing. The Guide provides a starting point, inspiration and signposts to places of more information if you wish to delve deeper. It can also be used by those already on the sustainability journey, as a way of reviewing where you are going, and where you may look next. This guide is supported by the United Nations Environment Programme (UNEP) and the Global Universities Partnership on Environment and Sustainability (GUPES).



Wildflower meadow at Edgehill University

Supporting Biodiversity

In 2016 the Biodiversity on Campus: An EAUC Practical Guide was launched and is publicly available at the Sustainability Exchange. This practical guide aims to encourage and enable Further and Higher Education (FHE) institutions across the world to take action on biodiversity. It looks at how to mobilise your institution alongside practical biodiversity management guidance. It contains information for grounds maintenance staff through to environmental and senior estates managers. It will also be useful to any student and member of staff at universities or colleges involved in biodiversity initiatives.

This guide is supported by the United Nations Environment Programme (UNEP) and the Global Universities Partnership on Environment and Sustainability (GUPES).

Delivering Value

EAUC Networks - Regional Groups and Communities of Practice (CoP)

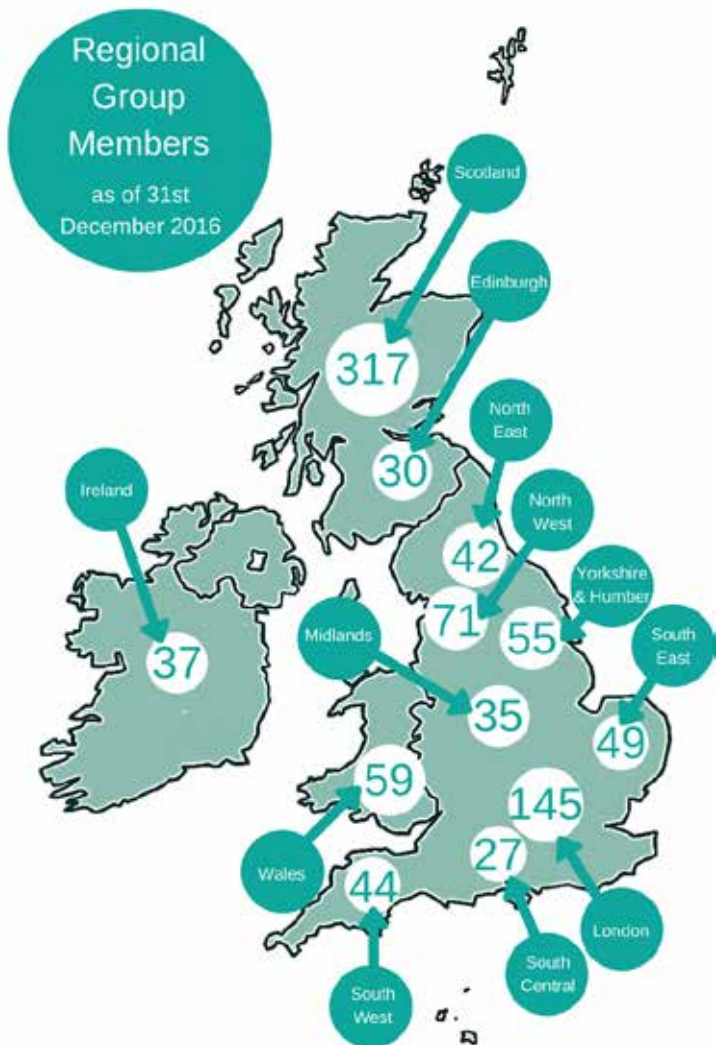
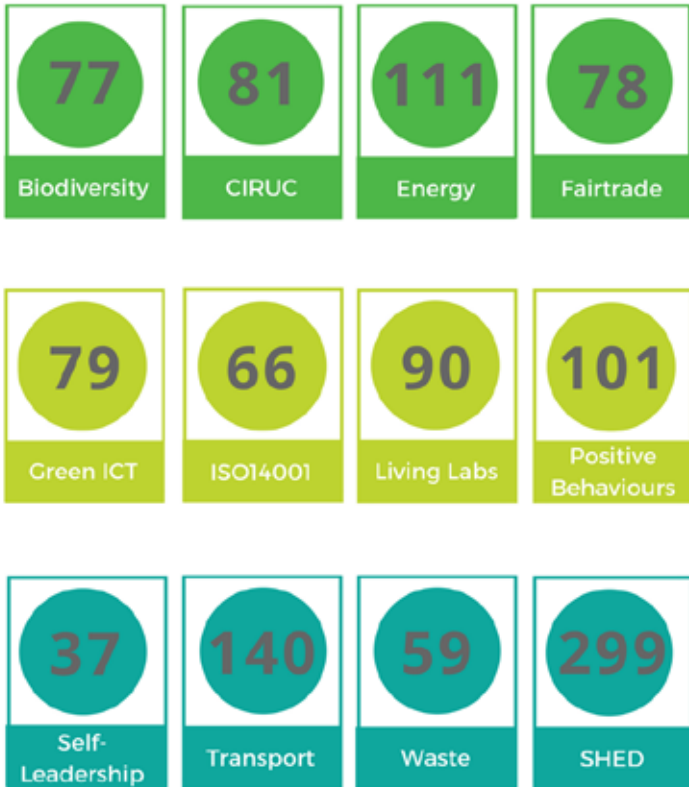
These groups are open to all EAUC members and are a key part of our mission to facilitate the sharing of learning and experience between our members. We work hard to deliver value to our members and networking is one of the most valued benefits of EAUC Membership. We have developed Regional Groups, Topic Support Networks and Communities of Practice to promote cross-sector sharing of best practice and efficient networking.

New for 2016:

- Yorkshire & Humber Regional Group
- South West England Regional Group
- Waste Community of Practice Group
- Living Labs Community of Practice Group

Community of Practice Members

as of 31st December 2016



Delivering Value

The Sustainability Exchange

The Sustainability Exchange, our open access, online resource and learning hub, has gone from strength to strength in 2016.

- Over 25,000 users
- Over 30 organisations

We have continued to broaden the groups we partner with on the Sustainability Exchange, adding new partners.

New Partners for 2016:

- Student Hubs
- Re:New
- Southern Universities Purchasing Consortium
- Enactus



Strategic Partners

The EAUC works with a number of Strategic Partners to ensure that we are having the conversations necessary to have our members' voice heard. We work with organisations both in the UK and internationally to help us do more for our members. You can read more about our Strategic Partners [here](#).

70% of member institutions have accessed the LiFE tool



LEARNING IN FUTURE ENVIRONMENTS

85%

of members felt that EAUC helped them develop the skills and knowledge they require in 2016.

We did this through:

6



CPD and networking events

on topics including energy, biodiversity, building performance, district heating and sustainability leadership



2

exchange webinars

open to everyone, were delivered, sharing new ideas and case studies.

2

EAUC webinars

member only webinars took place.

These allowed for more advanced topics to be discussed



6

Green Gown Award webinars

were delivered to disseminate and share the excellence of the Awards

over

4,000

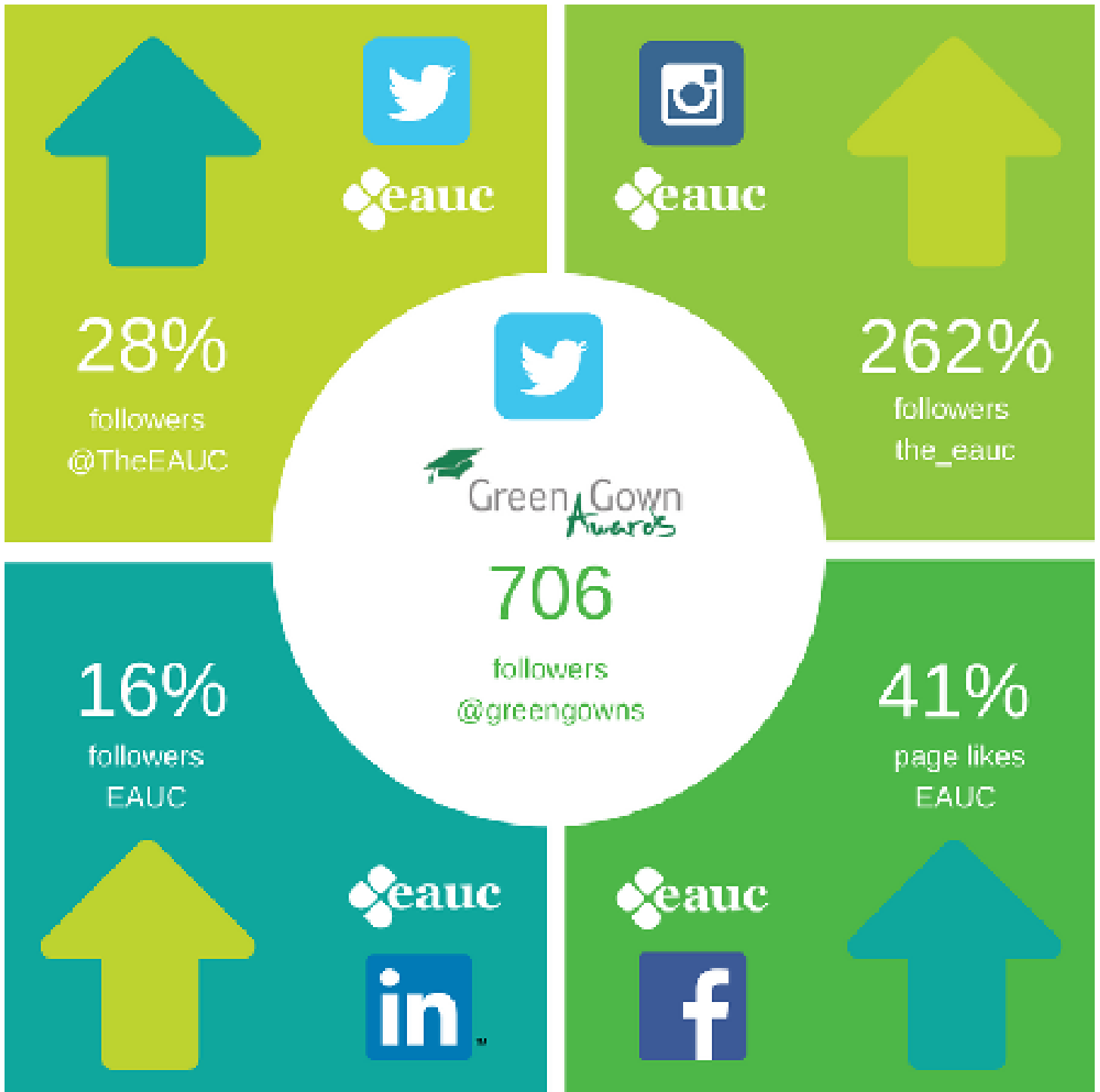
resources on the

Sustainability Exchange



Delivering Value

Communicating efficiently with our members is something we particularly focused on in 2016, with a refresh of our existing communication channels and the introduction of several new newsletters. We have increased our reach on social media and seen our email groups grow. We also saw a refreshed website with wider opportunities for members to connect - both internally and externally



Saving money for our members

Many of our members are operating with severe limitations on their budgets. We recognise this and we ensure that members can access all of our events at a free or discounted rate, further ensuring value for money from their memberships. To ensure the best possible value for our members, our membership operates on an institutional basis, meaning that an unlimited number of individuals at each member institution can benefit from EAUC membership. With an average of **23** active users at each member institution, this represents fantastic value and means that the average member cost per person is **£35**.

Annual Conference

The 2016 Annual Conference made the most of being in the European Green Capital with the theme of Happier, Healthier Cities hosted by the University of the West of England, Bristol. The conference considered the role of post-16 education institutions play in encouraging community cohesion, connecting stakeholders, driving social and business innovation and acting as a catalyst for change to influence the future generations that will be inhabiting our cities. But as you can see from the statistics gained from delegates the majority of institutions are only just starting on this journey.

The 2017 Annual Conference is hosted by Lancaster University. This year's theme, Global Goals: Local Action, recognises the critical role universities and colleges across the planet have to play in finding and implementing a solution to climate change and realising the Sustainable Development Goals (SDGs/Global Goals) on a local level within their communities.

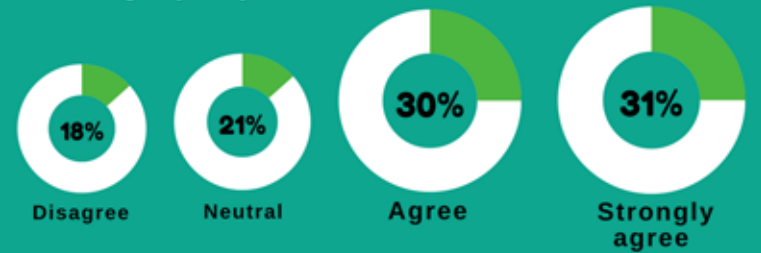
HAPPIER, HEALTHIER CITIES

FINDINGS FROM THE 20TH EAUC ANNUAL CONFERENCE
25 - 26TH MAY 2016, UWE, BRISTOL

What is a university or college's primary contribution to making its city more sustainable?



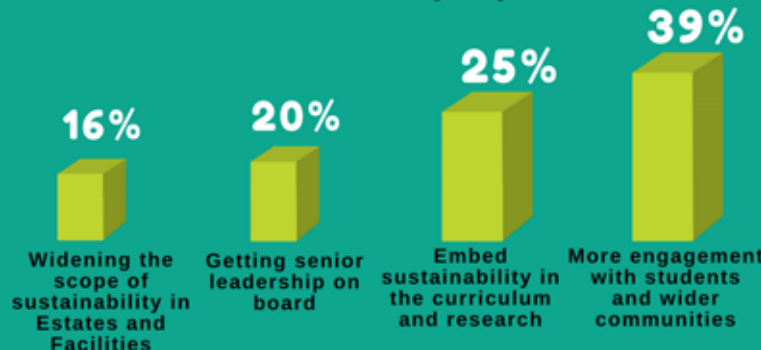
My institution sees itself as a critical stakeholder in driving my city to be healthier and sustainable.



How much scope is there for your role in the wider community to drive a healthier and happier city?



Where next for sustainability at your institution?



2016 EAUC Annual Conference



Green Gown Awards

The Green Gown Awards exist to shine a spotlight on all of the excellent work being done by the sector. Each year sees a wide array of innovative and effective ideas that universities and colleges have put into action in order to increase their sustainability performance. This year saw some excellent entries that we have shared on our Sustainability Exchange website to promote learning across the sector.



The Awards Ceremony, supported by the University of Leicester and De Montfort University, was hosted at The Athena, Leciester. We were honoured to have Mike Barry, Director of Sustainable Business at Marks & Spencer presenting the awards, with a little help from our Chief Executive Iain Patton. The night was a huge success with the Blue Groove Sextet from University of Leicester getting us in the right mood, with the amazing DMU Gospel Choir stealing the show!

Representing
a combined
population of
over 1.5
million
students and
240,000 staff



- Over 460 case studies and videos
- 115 Finalists
- 67 institutions
- 90+ judges
- 15 categories

Increasing International Recognition

The Awards continue to have a strong international presence with the 7th year of the Australasian Green Gown Awards, 5th year of the International Green Gown Awards and the 3rd year of the French speaking Awards. In 2016, in partnership with the United Nations Environment Programme and the Global Universities Partnership on Environment and Sustainability (GUPES), the GUPES Green Gown Awards were launched which expanded the Green Gown Awards further across the globe with an emphasis on profiling and learning from the Southern Hemisphere. The GUPES Green Gown Awards were open to GUPES Members across 6 regions (Africa, Asia and the Pacific, Europe, Latin America and the Caribbean, North America and West Asia).



Sustainability Report

Carbon offset

We try to minimise our carbon footprint as much as possible, however as with any organisation we do still have a carbon footprint. We continue to offset this using ClimateCare. We will offset 12.9 tonnes of carbon dioxide for our 2016 impact (12,954 tonnes). We choose ClimateCare because they are a world leader in the carbon offset market and our money is invested in projects which not only cut carbon but also improve lives in the areas in which they operate.

2016 results

- Our carbon footprint has decreased by 40% and is 12,954 tonnes for 2016
- The main decrease on our carbon footprint is due to less international travel within the year.
- Our staff full time equivalent decreased from 9.32 to 8.89
- Less than 1% of our waste goes to landfill.

Carbon summary	Staff (FTE)	Total Carbon Emissions (kgCO2)	Carbon Emissions per FTE (kgCO2/FTE)	Income per annum £	Carbon Emissions per unit of income (kgCO2/£)	GIA (m2)
2015	9.32	21,732	2,166	643,582	0.03	381
2016	8.89	12,954	1,457	645,866	0.02	227
% increase/decrease	-5%	-40%	-33%	0%	-36%	-40%

For relative carbon baselining, we are representing our carbon using recommended reporting method by HEFCE as commissioned in the SQW report. We have identified total Full Time Equivalent (FTE) of staff, and the total income as reporting Key Performance Indicators (KPI). It is also considered appropriate to report against the changes in size of the physical assets and include gross internal area (GIA).

Breakdown of our carbon	2016		2015		Variance	
	KgCO2	%	KgCO2	%	KgCO2	%
Waste	5	0.04	7	0.03	-2	-24
Water	34	0.26	36	0.16	-2	-5
Heating and lighting	4,330	33	5,289	24	-959	-18
Travel	7,995	62	15,778	73	-7,783	-49
<i>Domestic</i>	6,003	46	5,648	26	354	6
<i>International</i>	1,993	15	10,130	47	-8,137	-80
Electricity	590	5	622	3	-32	-5
Total	12,954	100	21,732	100	-8,778	-40

Carbon use

We calculate our staff and Board business travel, workstation energy use and working at home energy use. We also report on other carbon use which is based on assumptions.

Reporting scope	Office Area (m2)	Electricity	Gas	Water	Travel	Waste	Procurement
Headquarters, Cheltenham	45.12*	Tenant within office space with little or no control of Electricity (lights) or means to measure consumption.	Tenant within office space with little or no control of Gas or means to measure consumption	Tenant within office space with little or no control of Water or means to measure consumption	All travel is based on estimates of mileage and using Defra conversions	Tenant within office space with no means to measure consumption. Waste audit undertaken and assumptions are based on this for the year	Accurate data for procurement areas is not available at this time but adheres to our purchasing policies
Scotland Office	11.94**	Desk usage is monitored via socket meters					

* Office area is calculated using sole purpose office space and shared office space such as toilet and kitchen area

** Our Scotland office is part of an open plan office so this figure is calculated based on average FTE space in our Headquarters

- All business activities including staff and Board travel, workstation energy use, home working energy use, travel energy use, waste, water, lighting and heating is recorded
- We have 2 offices, our headquarters at University of Gloucestershire and our Scotland office at Queen Margaret University. As both of our offices are within an institution we shared many services such as postal, telephone and cleaning services as well as utilities
- Due to our shared offices some of our services are controlled by our host institutions such as lighting and water and we are unable to measure these separately. Staff commuting and procurement are not included in the figures
- Our recycling and landfill waste are collected centrally by our host institutions therefore we have an annual waste audit and base an assumptions on this for the year
- We include the travel incurred by our trustees (based on reimbursements so any travel not reimbursed is not included).

Charity information

Registered Company number

5183502 (England and Wales)

Registered Charity number

1106172

Registered office

EAUC National Office
University of Gloucestershire
The Park
Cheltenham
Gloucestershire
GL50 2RH

Company Secretary

Miss F L Goodwin

Auditors

Davies Mayers Barnett LLP
Statutory Auditors
Pillar House
113/115 Bath Road
Cheltenham
Gloucestershire
GL53 7LS

Banker

The Co-operative Bank
PO Box 250
Delf House
Southway
Skelmersdale
WN8 6WT

Your sustainability promise

We are committed to minimising our impact on the environment. By downloading our Annual Report in PDF format, not only do you receive it instantly but you are also doing your part in reducing your carbon footprint. We encourage you to email it to interested colleagues or potential EAUC Members and do not print it.

This report was written and designed in-house by the EAUC team.

Delivered by EAUC



01242 714321

info@eauc.org.uk

www.eauc.org.uk

