



Environmental Association for Universities and Colleges

Annual Report 2016



CEO & Chair's Message

While 2016 was an unsettling year for many of our members the EAUC continued its trajectory of making the case for sustainability to senior leaders and policy writers. The need for a voice, influence and implementation skills has never been greater and the EAUC redoubled its commitment and services to support our members, defend sustainability in the face of cuts and create new opportunities for it to advance.

With the Paris Climate Agreement, which we campaigned for, and the UN Sustainable Development Goals both coming into force, 2016 brought us new platforms to champion whole institutional sustainability and its profound benefit to employers and society. Our Annual Conference put member universities and colleges at the heart of happier and healthier cities, building new and empowering institutional alliances with our healthcare, local government, NGO and corporate neighbours. Going forward, strengthening the convening power of the sector is a key ambition of the EAUC.

With over 4,000 resources and new partners including Student Hubs and Enactus, the Sustainability Exchange continues to grow to reflect student and social partnerships to better support our members connect sustainability with their institutions mission. Similarly our pioneering executive leadership work inspired by colleagues at Harvard University brought together leaders of sustainability and leaders of institutions to develop a new language, synergy and an empowering approach to change. With already an alumnus of 100 people, this programme will be central to our 2017 work to lead a new alignment between sustainability and institutional objectives.

Reflecting our new approach to building a stronger member community and new momentum for change, for much of 2016 a cross section of EAUC members, Board and staff led the development of our new strategic plan. The resulting member input and endorsement for the strategic plan 2017 – 2021 sets the EAUC on a powerful course to 'make sustainability just good business'. Whether your focus is the campus, curriculum, research, leadership or the wider community, your membership of the EAUC is a catalyst for change.

Yours sincerely,



Iain Patton, Chief Executive



Janet Haddock-Fraser, Chair



Photo credits

The images on the front page are Green Gown Award winners and finalists:

University of Warwick
Keele University
Nottingham Trent University
University of Aberdeen

The EAUC

Leading sustainability in post-16 education

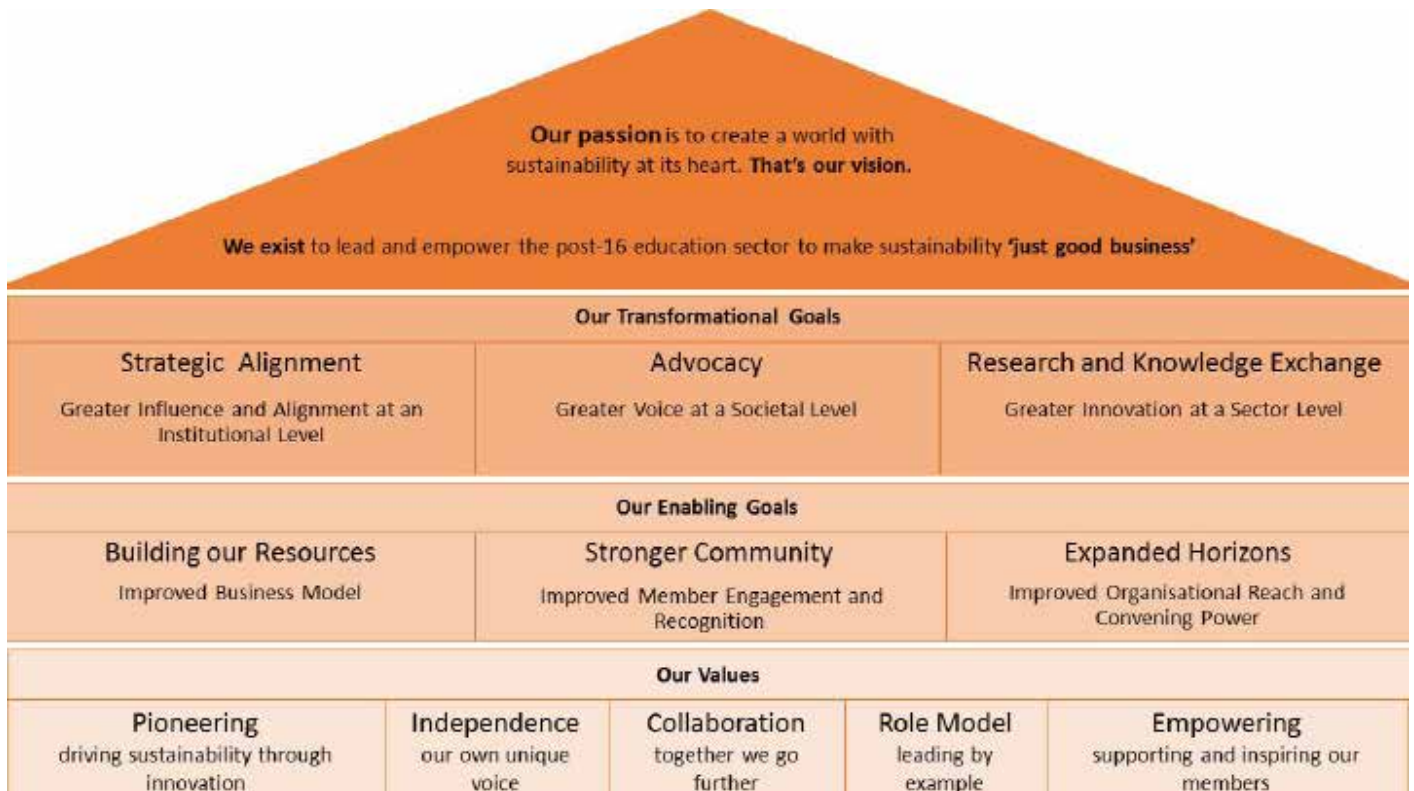
Who we are

The Environmental Association for Universities and Colleges (EAUC) is a strong alliance of universities and colleges, sector bodies and commercial organisations, working together both in the UK and Ireland and internationally to drive environmental, social and financial sustainability to the heart of tertiary education. The EAUC represents institutions with over 2 million students and nearly 400,000 staff with a spending budget of over £25 billion. We help leaders, academics and professionals to drive sustainability to the heart of their post-16 education institutions.

Our new strategy

In 2016 we worked collaboratively with our members on our new strategy to take us to 2021. The strategy was developed working with representatives from the Member Advisory Council, the Board and staff. The wider membership were also consulted and engagement was sought at the 2016 AGM and conference. Stakeholders, such as our Strategic Partners and Company Members were also consulted. We will be working hard in 2017 on our implementation plan to make this strategy a reality for our members.

Our 2017 - 2021 Strategy



Our Members

The EAUC was founded 20 years ago to support sustainability professionals working within the tertiary education sector. The individuals in EAUC membership work in a wide variety of roles and are at different stages of their careers and sustainability journeys. The EAUC has members from across Further and Higher Education as well as a select number of company members and strategic partners. Our wide ranging membership is one of the EAUC's main strengths, as we are able to help our members draw from a wide pool of knowledge and experience from across the sector and beyond.

Educational Members

Our educational members are the reason that the EAUC exists. We are proud to represent and support 204 universities and colleges from across the UK. Overall our membership has increased by 1 over the course of 2016.



4619 Total individual contacts

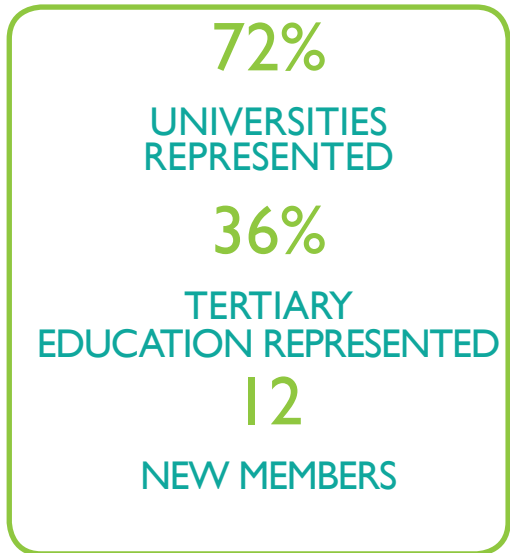
Strategic Partners

We believe in partnership and collaboration so we bring together the leading sustainability and education organisation across the UK and Ireland and internationally to make our members voice a powerful one.



Company Members

The guiding principle for the EAUC company membership strategy is to develop intelligent dialogue between companies and our educational members. The aim is to share learning and develop mutually beneficial strategies to create a sustainable future.



Scotland Focus

Delivered by our team in Scotland and funded by the Scottish Funding Council (SFC), this programme sees all Scottish universities and colleges make a commitment to address the challenges of climate change, reduce their carbon footprints and embed sustainability into learning and teaching within their campus. 2016 was a busy year for the Scotland team with a number of projects and events successfully delivered which can be seen below. The team supported the Scottish Further and Higher Education sector through the first mandatory year of Public Bodies Climate Change Reporting, and have analysed sector carbon data to assess how to best support institutions to reduce emissions.




EAUC-Scotland 2016




108 Scottish resources created and shared on the Sustainability Exchange




4 Training Webinars attracting 44 Delegates, with 163 post-event viewings of recordings



3 Reports produced on college energy management and sector carbon reporting and trends



440 new @UGCC15 Twitter followers (48% increase!), with Facebook Likes increasing 33%



16 Networking Events attracting 186 Delegates from FHE and Sector Partners



6 Training Events attracting 50 Delegates from FHE and Sector Partners



99% of all Event Delegates rated the Event as Good or Excellent in the Post-Event Survey



94% of Event Delegates say EAUC-Scotland is helping develop their skills and knowledge

Scotland Focus

We are delighted to announce that we have received funding from the Scottish Funding Council for a new 3 year programme. Building on the new EAUC strategic mission of 'Making sustainability just good business', the Catalysing Transformative Leadership for Sustainability Programme will take a step onwards from the previous two Universities and Colleges Climate Commitment for Scotland (UCCCfS) projects. Here is what we will be delivering from 2017 to 2020:



Our Impact

2016 has seen the EAUC's impact and influence grow both in the UK and internationally. We have represented our members in a wide range of ways to ensure that the shared voice of the sector is heard at the highest level.

Driving Sustainability Leadership Programme

The EAUC is investing in the development of new change and leadership models. The first Driving Sustainability Leadership Programme, developed in partnership with Leith Sharp of Harvard University was delivered in the UK at the University of Cambridge in the summer of 2016. We now have over 100 members that have taken part in the model and we will be delivering another cohort in the summer of 2017. Our new strategic plan reflects a commitment to take sustainability to the university and college executive level and reposition it as doing 'just good business'. A goal of the EAUC is to help institution leaders recognise the value sustainability brings to delivering key institutional strategic objectives. These include amongst others quality teaching, world-leading research, the student experience, access, retention and employability.



Inspiring leaders - the first UK Driving Sustainability Leadership cohort

Consultation Responses

We continue to respond to consultations on behalf of our members.

A highlight of 2016 was our response to the Government's consultation on the Heat Networks Investment Project, which resulted in universities being able to access some of the £320 million funding available.



The State of Sustainability in Tertiary Education Report

Released in November 2016 in partnership with NUS and UCU, this report used responses from 512 individuals at universities and colleges to identify how further and higher education institutions are responding to environmental sustainability and social responsibility challenges, as well as how staff perceive their institution's efforts.

Delivering Value

We work hard to deliver value to our members. The EAUC provides a range of support and guidance to ensure that we are there to assist our members,

Supporting Further Education

In 2016 the SORTED guide was updated and made publicly available on the Sustainability Exchange. The aim of this guide is to provide colleges and other Further Education institutions with specific guidance on embedding sustainability into every aspect of your organisation, with inspiring examples of what others are already doing. The Guide provides a starting point, inspiration and signposts to places of more information if you wish to delve deeper. It can also be used by those already on the sustainability journey, as a way of reviewing where you are going, and where you may look next. This guide is supported by the United Nations Environment Programme (UNEP) and the Global Universities Partnership on Environment and Sustainability (GUPES).



Wildflower meadow at Edgehill University

Supporting Biodiversity

In 2016 the Biodiversity on Campus: An EAUC Practical Guide was launched and is publicly available at the Sustainability Exchange. This practical guide aims to encourage and enable Further and Higher Education (FHE) institutions across the world to take action on biodiversity. It looks at how to mobilise your institution alongside practical biodiversity management guidance. It contains information for grounds maintenance staff through to environmental and senior estates managers. It will also be useful to any student and member of staff at universities or colleges involved in biodiversity initiatives.

This guide is supported by the United Nations Environment Programme (UNEP) and the Global Universities Partnership on Environment and Sustainability (GUPES).

Delivering Value

EAUC Networks - Regional Groups and Communities of Practice (CoP)

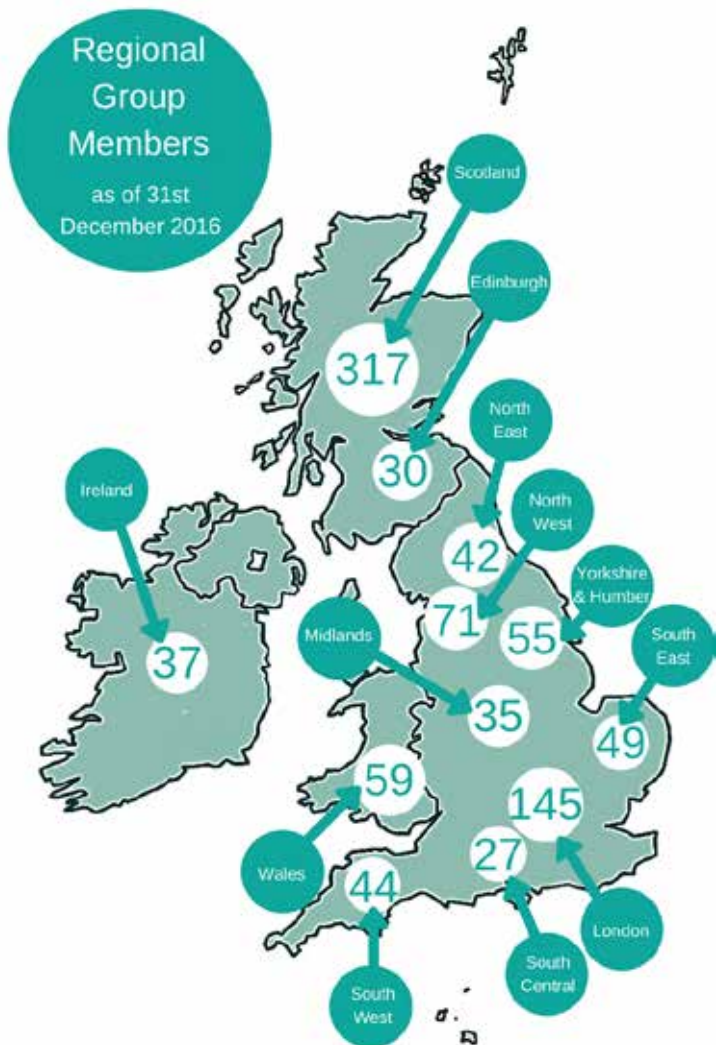
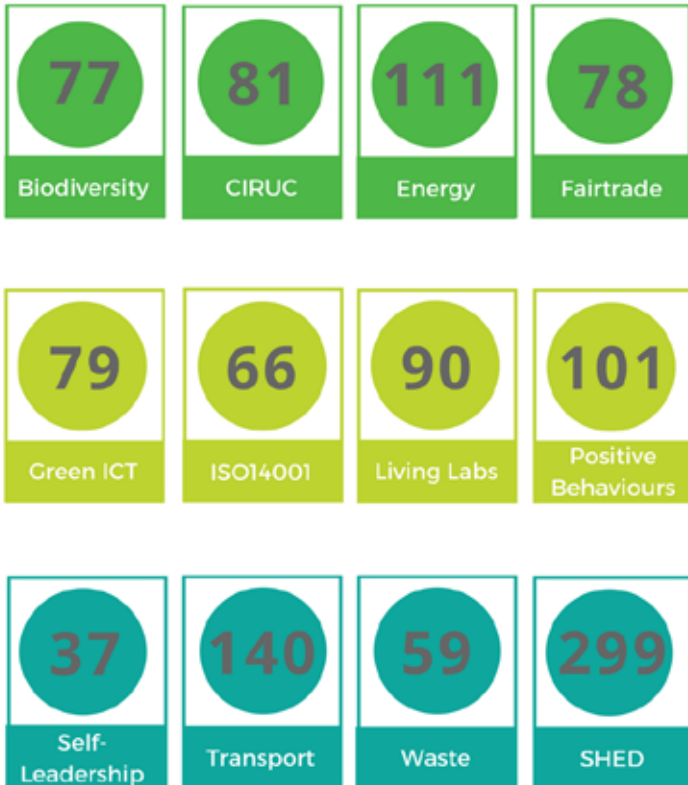
These groups are open to all EAUC members and are a key part of our mission to facilitate the sharing of learning and experience between our members. We work hard to deliver value to our members and networking is one of the most valued benefits of EAUC Membership. We have developed Regional Groups, Topic Support Networks and Communities of Practice to promote cross-sector sharing of best practice and efficient networking.

New for 2016:

- Yorkshire & Humber Regional Group
- South West England Regional Group
- Waste Community of Practice Group
- Living Labs Community of Practice Group

Community of Practice Members

as of 31st December 2016



Delivering Value

The Sustainability Exchange

The Sustainability Exchange, our open access, online resource and learning hub, has gone from strength to strength in 2016.

- Over 25,000 users
- Over 30 organisations

We have continued to broaden the groups we partner with on the Sustainability Exchange, adding new partners.

New Partners for 2016:

- Student Hubs
- Re:New
- Southern Universities Purchasing Consortium
- Enactus



Strategic Partners

The EAUC works with a number of Strategic Partners to ensure that we are having the conversations necessary to have our members' voice heard. We work with organisations both in the UK and internationally to help us do more for our members. You can read more about our Strategic Partners [here](#).

70% of member institutions have accessed the LiFE tool



LEARNING IN FUTURE ENVIRONMENTS

85%

of members felt that EAUC helped them develop the skills and knowledge they require in 2016.

We did this through:

6



CPD and networking events

on topics including energy, biodiversity, building performance, district heating and sustainability leadership



2

exchange webinars

open to everyone, were delivered, sharing new ideas and case studies.

2

EAUC webinars

member only webinars took place.

These allowed for more advanced topics to be discussed



6

Green Gown Award webinars

were delivered to disseminate and share the excellence of the Awards

over

4,000

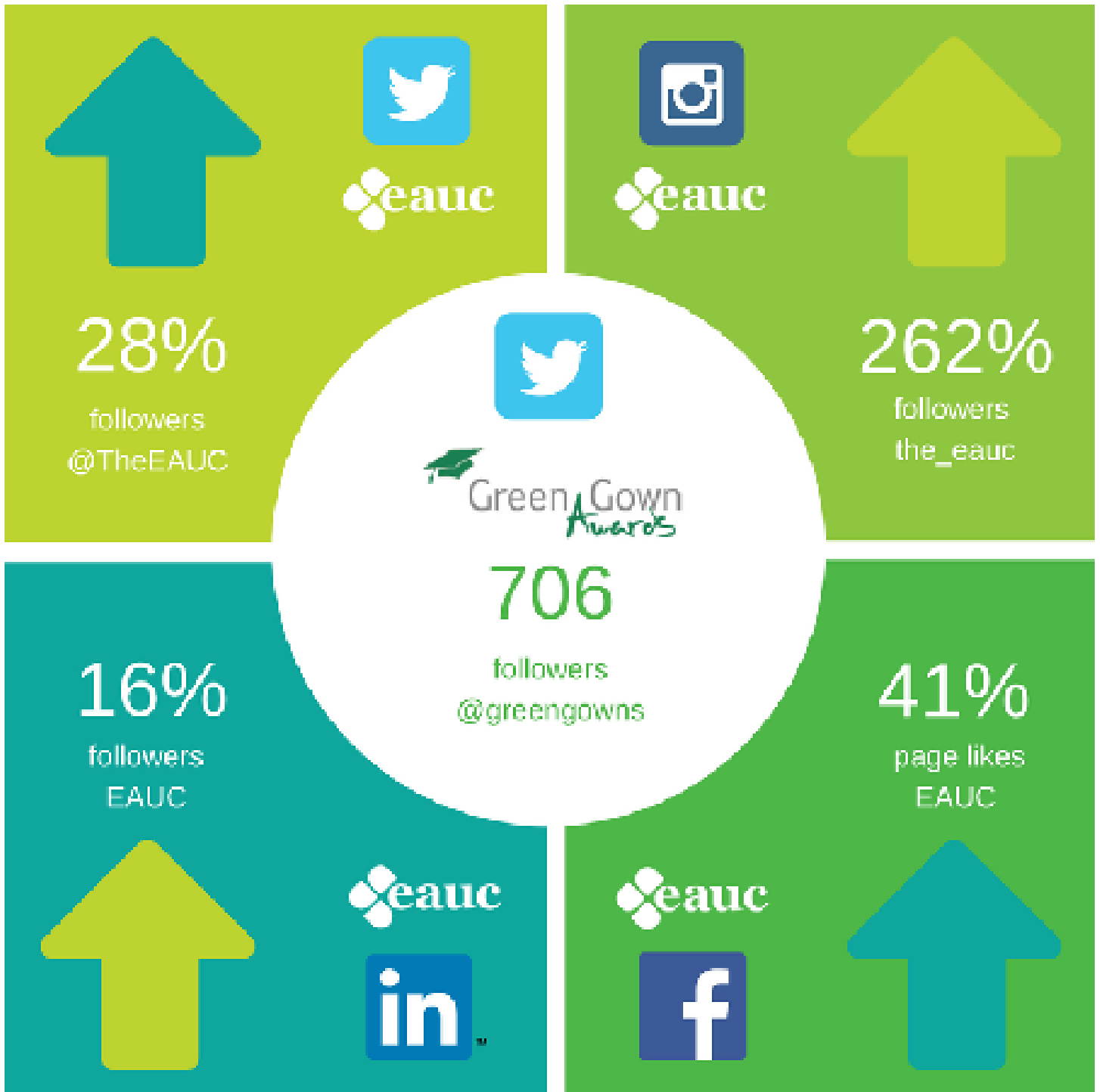
resources on the

Sustainability Exchange



Delivering Value

Communicating efficiently with our members is something we particularly focused on in 2016, with a refresh of our existing communication channels and the introduction of several new newsletters. We have increased our reach on social media and seen our email groups grow. We also saw a refreshed website with wider opportunities for members to connect - both internally and externally



Saving money for our members

Many of our members are operating with severe limitations on their budgets. We recognise this and we ensure that members can access all of our events at a free or discounted rate, further ensuring value for money from their memberships. To ensure the best possible value for our members, our membership operates on an institutional basis, meaning that an unlimited number of individuals at each member institution can benefit from EAUC membership. With an average of **23** active users at each member institution, this represents fantastic value and means that the average member cost per person is **£35**.

Annual Conference

The 2016 Annual Conference made the most of being in the European Green Capital with the theme of Happier, Healthier Cities hosted by the University of the West of England, Bristol. The conference considered the role of post-16 education institutions play in encouraging community cohesion, connecting stakeholders, driving social and business innovation and acting as a catalyst for change to influence the future generations that will be inhabiting our cities. But as you can see from the statistics gained from delegates the majority of institutions are only just starting on this journey.

The 2017 Annual Conference is hosted by Lancaster University. This year's theme, Global Goals: Local Action, recognises the critical role universities and colleges across the planet have to play in finding and implementing a solution to climate change and realising the Sustainable Development Goals (SDGs/Global Goals) on a local level within their communities.

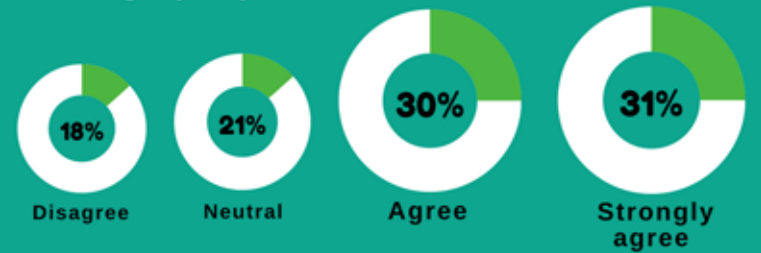
HAPPIER, HEALTHIER CITIES

FINDINGS FROM THE 20TH EAUC ANNUAL CONFERENCE
25 - 26TH MAY 2016, UWE, BRISTOL

What is a university or college's primary contribution to making its city more sustainable?



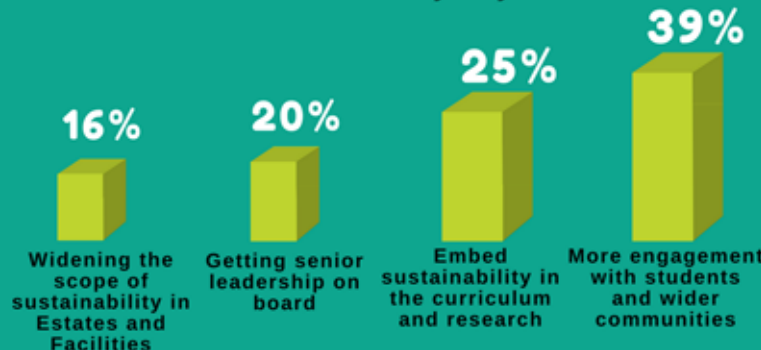
My institution sees itself as a critical stakeholder in driving my city to be healthier and sustainable.



How much scope is there for your role in the wider community to drive a healthier and happier city?



Where next for sustainability at your institution?



2016 EAUC Annual Conference



Green Gown Awards

The Green Gown Awards exist to shine a spotlight on all of the excellent work being done by the sector. Each year sees a wide array of innovative and effective ideas that universities and colleges have put into action in order to increase their sustainability performance. This year saw some excellent entries that we have shared on our Sustainability Exchange website to promote learning across the sector.



The Awards Ceremony, supported by the University of Leicester and De Montfort University, was hosted at The Athena, Leciester. We were honoured to have Mike Barry, Director of Sustainable Business at Marks & Spencer presenting the awards, with a little help from our Chief Executive Iain Patton. The night was a huge success with the Blue Groove Sextet from University of Leicester getting us in the right mood, with the amazing DMU Gospel Choir stealing the show!

Representing
a combined
population of
over 1.5
million
students and
240,000 staff



- Over 460 case studies and videos
- 115 Finalists
- 67 institutions
- 90+ judges
- 15 categories

Increasing International Recognition

The Awards continue to have a strong international presence with the 7th year of the Australasian Green Gown Awards, 5th year of the International Green Gown Awards and the 3rd year of the French speaking Awards. In 2016, in partnership with the United Nations Environment Programme and the Global Universities Partnership on Environment and Sustainability (GUPES), the GUPES Green Gown Awards were launched which expanded the Green Gown Awards further across the globe with an emphasis on profiling and learning from the Southern Hemisphere. The GUPES Green Gown Awards were open to GUPES Members across 6 regions (Africa, Asia and the Pacific, Europe, Latin America and the Caribbean, North America and West Asia).



Sustainability Report

Carbon offset

We try to minimise our carbon footprint as much as possible, however as with any organisation we do still have a carbon footprint. We continue to offset this using ClimateCare. We will offset 12.9 tonnes of carbon dioxide for our 2016 impact (12,954 tonnes). We choose ClimateCare because they are a world leader in the carbon offset market and our money is invested in projects which not only cut carbon but also improve lives in the areas in which they operate.

2016 results

- Our carbon footprint has decreased by 40% and is 12,954 tonnes for 2016
- The main decrease on our carbon footprint is due to less international travel within the year.
- Our staff full time equivalent decreased from 9.32 to 8.89
- Less than 1% of our waste goes to landfill.

Carbon summary	Staff (FTE)	Total Carbon Emissions (kgCO2)	Carbon Emissions per FTE (kgCO2/FTE)	Income per annum £	Carbon Emissions per unit of income (kgCO2/£)	GIA (m2)
2015	9.32	21,732	2,166	643,582	0.03	381
2016	8.89	12,954	1,457	645,866	0.02	227
% increase/decrease	-5%	-40%	-33%	0%	-36%	-40%

For relative carbon baselining, we are representing our carbon using recommended reporting method by HEFCE as commissioned in the SQW report. We have identified total Full Time Equivalent (FTE) of staff, and the total income as reporting Key Performance Indicators (KPI). It is also considered appropriate to report against the changes in size of the physical assets and include gross internal area (GIA).

Breakdown of our carbon	2016		2015		Variance	
	KgCO2	%	KgCO2	%	KgCO2	%
Waste	5	0.04	7	0.03	-2	-24
Water	34	0.26	36	0.16	-2	-5
Heating and lighting	4,330	33	5,289	24	-959	-18
Travel	7,995	62	15,778	73	-7,783	-49
<i>Domestic</i>	6,003	46	5,648	26	354	6
<i>International</i>	1,993	15	10,130	47	-8,137	-80
Electricity	590	5	622	3	-32	-5
Total	12,954	100	21,732	100	-8,778	-40

Carbon use

We calculate our staff and Board business travel, workstation energy use and working at home energy use. We also report on other carbon use which is based on assumptions.

Reporting scope	Office Area (m2)	Electricity	Gas	Water	Travel	Waste	Procurement
Headquarters, Cheltenham	45.12*	Tenant within office space with little or no control of Electricity (lights) or means to measure consumption.	Tenant within office space with little or no control of Gas or means to measure consumption	Tenant within office space with little or no control of Water or means to measure consumption	All travel is based on estimates of mileage and using Defra conversions	Tenant within office space with no means to measure consumption. Waste audit undertaken and assumptions are based on this for the year	Accurate data for procurement areas is not available at this time but adheres to our purchasing policies
Scotland Office	11.94**	Desk usage is monitored via socket meters					

* Office area is calculated using sole purpose office space and shared office space such as toilet and kitchen area

** Our Scotland office is part of an open plan office so this figure is calculated based on average FTE space in our Headquarters

- All business activities including staff and Board travel, workstation energy use, home working energy use, travel energy use, waste, water, lighting and heating is recorded
- We have 2 offices, our headquarters at University of Gloucestershire and our Scotland office at Queen Margaret University. As both of our offices are within an institution we shared many services such as postal, telephone and cleaning services as well as utilities
- Due to our shared offices some of our services are controlled by our host institutions such as lighting and water and we are unable to measure these separately. Staff commuting and procurement are not included in the figures
- Our recycling and landfill waste are collected centrally by our host institutions therefore we have an annual waste audit and base an assumptions on this for the year
- We include the travel incurred by our trustees (based on reimbursements so any travel not reimbursed is not included).

Financial Review

During the financial period of 1 January to 31 December 2016 we have made an overall loss of £22,588. However, in anticipation of the costs of the transfer of staff from the University of Gloucestershire to employment by EAUC (£5,450), the strategic review (£14,610) and joining the Aldersgate Group (£2,000), a spend of £22,060 was agreed by the Board of Trustees to come out of the reserves. Due to accounting regulations the rental cost for the Cheltenham Head Office has increased from our budgeted figure due to being proportioned across the term of the lease. This has resulted in a cost of £2,196 being adjusted for in 2016. We have a total available fund of £166,900 to carry forward into 2017 so we are well placed to continue to invest in further improving benefits and services for our Members.

We do not receive any public funding for our core activities. Our income is generated from activities such as Membership and the Annual Conference. We have restricted funds which are grants we have received which are for specific activities. In 2016 we received grants from the Scottish Funding Council for the Universities and Colleges Climate Commitment for Scotland, College Education for Sustainable Development project and Zero Waste Scotland, which are all restricted for Scotland activity.

Changes from 2015:



1.7% increase in unrestricted income



13% increase in unrestricted expenditure

As a charity all of our income and expenditure meet our charitable objectives.

- Membership is down 3.6% (£7,273) due to slight decreases in both Educational (£5,471) and Company Membership (£1,802);
- Conference is down 11% (£17,513) due to an decrease in delegate numbers;
- Products and Services is down 8% (£10,543) due to a decrease in sponsorship of the Green Gown Awards;
- Training income is up 250% (£19,130) as we launched the Executive Leadership Training Programme;
- In 2016 we had 8.89 full time equivalent (FTE) staff. Of the total, 3 FTE were funded through our externally funded projects and 5.89 FTE funded through our unrestricted funds. Our unrestricted staff costs were 47% of our expenditure (decreased from 55% in 2015);
- Income was 4% lower than budgeted mostly due to less company sponsorship than forecast;
- Expenditure was 3% lower than budgeted mostly due to staff changes and less spent on marketing.
- 36% of our total unrestricted income is from Educational Membership – which is the 1% lower than in 2015.

During the period of 2016, our educational membership renewal rate was 92%

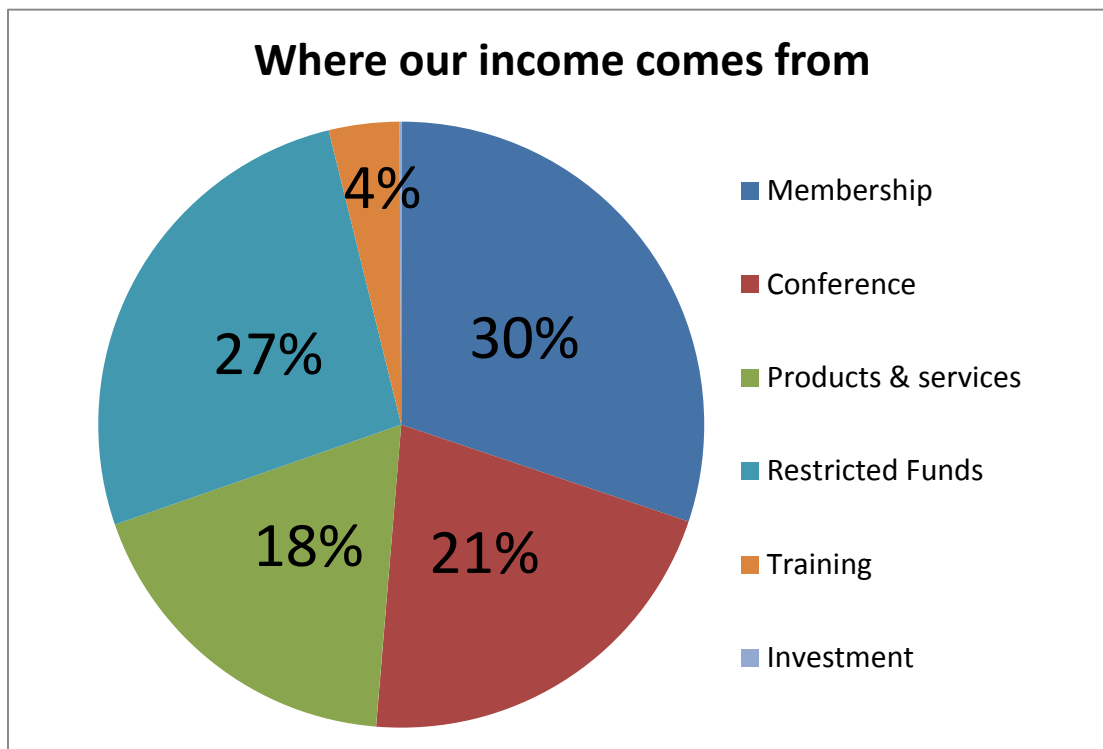
Income diversification

We continue to research ways to diversify our income generation to ensure our financial sustainability for the long term. Our continued focus on valued relationships with larger companies and sector organisations, as part of our work with the Sustainability Exchange, generated £9,000 in 2016.

Financial Review

Company Membership brought in a steady yet significant amount of £26,374 in 2016. The income we receive from companies is invested in bringing together resources for the sector such as the Sustainability Exchange, which is free for all to access. We are also able to share knowledge between our Educational Members and Company Members, bringing vital insight from inside and outside of the sector.

Principal funding sources



Future Plans - Looking to 2017

We have conservatively estimated a small surplus for the year 2017 (£5,978). This is dependent upon continuing Membership renewals and the success of activities such as the Annual Conference and the Green Gown Awards. The expenditure budgets have been maintained at a similar level for operational activities. It is important to maintain a surplus to ensure we have the reserves to invest in future Membership services and products.

In 2017, as we implement the new strategic plan the Board of Trustees will agree certain investment from the reserves to achieve our goals. This illustrates the importance of generating a surplus to build our reserves to ensure the future sustainability of the organisation. The total reserves available in 2017 are £166,900, of which £46,429 is protected to cover 2 months operational costs as required by the Charity Commission. This leaves £120,471 free reserves.

The Scottish Funding Council has confirmed funding for the period of 2017-2020 and we are pleased that we continue the pioneering work we are delivering in Scotland. This funding will continue to fund the delivery staff for this programme and the Scotland office for the 3 year period. However, a crucial condition for the funding is to generate income to supplement the core funding in order to build a stronger sustainable foundation for Scotland activities.

Thank you to our Members for continuing to support us – without you we would not exist.

Trustees' report

The Trustees present their report and the audited financial statements for the year ended 31 December 2016.

Directors and Trustees

The trustees who are also directors of the charity for the purposes of the Companies Act 2006, present their report with the financial statements of the charity for the year ended 31st December 2016. The trustees have adopted the provisions of Accounting and Reporting by Charities: Statement of Recommended Practice applicable to charities preparing their accounts in accordance with the Financial Reporting Standard applicable in the UK and Republic of Ireland (FRS 102).

I Patton - EAUC	
A Allan - South Lanarkshire College - Scottish Convenor	
R Bellfield - Craven College - UK Convenor	- resigned 25/05/16
R Bond - University of East Anglia	
J Haddock-Fraser - Manchester Metropolitan University - UK Convenor	
M May - Sheffield Hallam University	- resigned 15/04/16
A Hewett - University of Dundee - Treasurer	
C Long - Brigend College	
S Kemp - University of Southampton	- appointed 25/05/16
P Rands - Canterbury Christ Church University	- appointed 25/05/16
W Purcell - Plymouth University	
J Sanders - Aberystwyth University - Wales Convenor	
N Scott - Aston University - Treasurer	- resigned 25/05/16
J Davidson - University of Wales Trinity St David	- appointed 25/05/16
K Amaeshi - University of Edinburgh	- appointed 25/05/16
	- resigned 31/01/17

OBJECTIVES AND ACTIVITIES

The objectives of the charity are as follows:

- to promote sustainable development for the benefit of the public by the preservation, conservation and protection of the environment and the prudent use of natural resources, particularly by and in relation to universities and colleges;
- to advance the education of the public and in particular those attending or working in universities and colleges, in all aspects of sustainable development, and the preservation, conservation and protection of the environment;
- to promote research into all aspects of sustainable development, and the preservation, conservation and protection of the environment particularly in relation to universities and colleges, provided that the useful results of such research are disseminated to the public.

The strategies employed to achieve the charity's objectives are to:

- provide training events and conferences;
- provide advice and support in integrating environmental and sustainability good practice through discussion networks and guidance materials;
- promote strategic partnerships within the sector;
- promote research and dissemination of good practice through projects.

Trustees' report

We have referred to the guidance contained in the Charity Commission's general guidance on public benefit on our aims and objectives and in planning for our future activities.

Significant activities

The previous section outlines the significant activities for the year.

Public benefit

A variety of our activities are open to all and these are highlighted in the report. Certain activities are only open to the benefit of our members but do benefit institutions and therefore the public at large.

ACHIEVEMENT AND PERFORMANCE

Charitable activities

All of the activities undertaken by the charity are to meet the objectives of the charity.

Fundraising activities

The income of the charity is principally made up from membership fees, event fees and sponsorship from our members and partners. Restricted income is from the Scottish Funding Council.

Investment policy and objectives

Under the Memorandum and Articles of Association, the Charity has the power to invest in any way the trustees wish.

Reserves policy

The trustees have forecast the level of free reserves (that is those reserves not tied up in fixed assets, restricted or designated funds) the charity will require to sustain operations. The trustees consider that the most appropriate level of free reserves would be in the region of £46,429, to cover 2 months operational costs. There are sufficient funds for this. The trustees have this under constant review and will take steps to monitor this, subject to changes in the Charity's operations.

STRUCTURE, GOVERNANCE AND MANAGEMENT

Governing document

The Environmental Association for Universities and Colleges (EAUC) is a company limited by guarantee, governed by its Memorandum and Articles of Association dated 12th April 2011. The company was incorporated on 19th July 2004 and was registered as a charity on 4th October 2004 with the Charity Commission. On 6th April 2005 all assets and charitable activities of the unincorporated EAUC Association were transferred to the charity.

The members of the company are those Universities, Colleges or learning and skills sector providers, referred to as educational members, subscribing to the EAUC and totalled 204 at 31st December 2016. In the event of the charity being wound up, the liability in respect of the guarantee is limited to £1 per full member of the charity.

Charity Constitution

The charity's constitution can be found at http://www.eauc.org.uk/eauc_governance

Trustees' report

Decision making

The charity has a financial policy which is reviewed annually by the Board of Trustees. Goods and services within the Board-approved annual EAUC budget or specific project budgets can be purchased with approval of the relevant budget holder. If any line within the budget overspends by 10%, the Audit Sub-Committee should be notified and will investigate and report to the Board as necessary. For purchases under the value of £10,000 (Net) and outside the Board-approved annual budget or specific project budgets, approval should be sought from the CEO. For purchases between the value of £10,000 - £50,000 (Net) and outside the Board-approved annual budget or specific project budgets, approval should be sought from the Audit Sub-Committee. For purchases over the value of £50,000 (Net) and outside the Board-approved annual budget or specific project budgets, approval should be sought from the Board.

Key management remuneration

The People and Performance Sub-Committee annually review the salary of the CEO and provide recommendations for the Board's approval.

Recruitment and appointment of new trustees

The Educational Members will at each AGM appoint up to nine individuals to act as trustees. The Chief Executive Officer of the Company shall serve as an ex-officio Trustee for so long as he or she is so employed. Each trustee can hold office until the expiry of the fifth AGM after the AGM at which they were appointed.

The Board has the power at any time to appoint any person who is willing to act as trustee, either to fill a vacancy or as an addition to the existing Board, but the total number of trustees shall not exceed any maximum number fixed in accordance with the articles. Any trustee so appointed shall hold office only until the next AGM following appointment and then shall be considered for re-election.

Individuals are appointed as Branch Convenors, as required, with the consent of the Board and are Branch trustees of the Company while he or she continues to hold office as Branch Convenor. Branch trustees are members of the Board.

Organisational structure

The Board of Trustees, which can have up to nine members and such number of Branch Trustees as required, administers the charity. The Board meets quarterly. The day to day organisation and running of the charity is undertaken by the Chief Executive Officer, Iain Patton, who was appointed by the trustees. Clear action planning, reporting and authorisation channels have been set.

Induction and training of new trustees

Trustees for this period have been informally inducted. A formal induction and training pack has been developed and all Trustees have received this.

Statement of Trustees Responsibilities

The trustees (who are also the directors of The Environmental Association for Universities and Colleges for the purposes of company law) are responsible for preparing the Report of the Trustees and the financial statements in accordance with applicable law and United Kingdom Accounting Standards (United Kingdom Generally Accepted Accounting Practice), including Financial Reporting Standard 102 "The Financial Reporting Standard

Trustees' report

applicable in the UK and Republic of Ireland”.

Company law requires the trustees to prepare financial statements for each financial year which give a true and fair view of the state of affairs of the charitable company and of the incoming resources and application of resources, including the income and expenditure, of the charitable company for that period. In preparing those financial statements, the trustees are required to:

- select suitable accounting policies and then apply them consistently;
- observe the methods and principles in the Charity SORP;
- make judgements and estimates that are reasonable and prudent;
- prepare the financial statements on the going concern basis unless it is inappropriate to presume that the charitable company will continue in business.

The trustees are responsible for keeping proper accounting records which disclose with reasonable accuracy at any time the financial position of the charitable company and to enable them to ensure that the financial statements comply with the Companies Act 2006. They are also responsible for safeguarding the assets of the charitable company and hence for taking reasonable steps for the prevention and detection of fraud and other irregularities.

In so far as the trustees are aware:

- there is no relevant audit information of which the charitable company's auditors are unaware; and
- the trustees have taken all steps that they ought to have taken to make themselves aware of any relevant audit information and to establish that the auditors are aware of that information.

Auditors

The auditors, Davies Mayers Barnett LLP, will be proposed for re-appointment at the forthcoming Annual General Meeting.

Approved by order of the board of trustees on 30/03/2017 and signed on its behalf by:

J Haddock-Fraser - Trustee

Auditors' report

We have audited the financial statements of The Environmental Association for Universities and Colleges for the year ended 31st December 2016 on pages twenty-three to thirty-seven. The financial reporting framework that has been applied in their preparation is applicable law and United Kingdom Accounting Standards (United Kingdom Generally Accepted Accounting Practice), including Financial Reporting Standard 102 'The Financial Reporting Standard applicable in the UK and Republic of Ireland'.

This report is made solely to the charitable company's members, as a body, in accordance with Chapter 3 of Part 16 of the Companies Act 2006. Our audit work has been undertaken so that we might state to the charitable company's members those matters we are required to state to them in an auditors' report and for no other purpose. To the fullest extent permitted by law, we do not accept or assume responsibility to anyone other than the charitable company and the charitable company's members as a body, for our audit work, for this report, or for the opinions we have formed.

Respective responsibilities of trustees and auditors

As explained more fully in the Statement of Trustees Responsibilities set out on pages nineteen to twenty, the trustees (who are also the directors of the charitable company for the purposes of company law) are responsible for the preparation of the financial statements and for being satisfied that they give a true and fair view.

Our responsibility is to audit and express an opinion on the financial statements in accordance with applicable law and International Standards on Auditing (UK and Ireland). Those standards require us to comply with the Auditing Practices Board's Ethical Standards for Auditors.

Scope of the audit of the financial statements

An audit involves obtaining evidence about the amounts and disclosures in the financial statements sufficient to give reasonable assurance that the financial statements are free from material misstatement, whether caused by fraud or error. This includes an assessment of: whether the accounting policies are appropriate to the charitable company's circumstances and have been consistently applied and adequately disclosed; the reasonableness of significant accounting estimates made by the trustees; and the overall presentation of the financial statements. In addition, we read all the financial and non-financial information in the Report of the Trustees to identify material inconsistencies with the audited financial statements and to identify any information that is apparently materially incorrect based on, or materially inconsistent with, the knowledge acquired by us in the course of performing the audit. If we become aware of any apparent material misstatements or inconsistencies we consider the implications for our report.

Opinion on financial statements

In our opinion the financial statements:

- give a true and fair view of the state of the charitable company's affairs as at 31st December 2016 and of its incoming resources and application of resources, including its income and expenditure, for the year then ended;
- have been properly prepared in accordance with United Kingdom Generally Accepted Accounting Practice, including Financial Reporting Standard 102 'The Financial Reporting Standard applicable in the UK and the Republic of Ireland'; and
- have been prepared in accordance with the requirements of the Companies Act 2006.

Auditors' report

Opinion on other matter prescribed by the Companies Act 2006

In our opinion, based on the work undertaken in the course of the audit, the information given in the Report of the Trustees for the financial year for which the financial statements are prepared is consistent with the financial statements and the Report of the Trustees has been prepared in accordance with applicable legal requirements.

Matters on which we are required to report by exception

In light of our knowledge and understanding of the charitable company and its environment obtained in the course of the audit, we have not identified material misstatements in the Report of the Trustees.

We have nothing to report in respect of the following matters where the Companies Act 2006 requires us to report to you if, in our opinion:

- adequate accounting records have not been kept or returns adequate for our audit have not been received from branches not visited by us; or
- the financial statements are not in agreement with the accounting records and returns; or
- certain disclosures of trustees' remuneration specified by law are not made; or
- we have not received all the information and explanations we require for our audit; or
- the trustees were not entitled to take advantage of the small companies exemption from the requirement to prepare a Strategic Report or in preparing the Report of the Trustees.

Nicola Smith (Senior Statutory Auditor)
for and on behalf of Davies Mayers Barnett LLP
Statutory Auditors
Pillar House
113/115 Bath Road
Cheltenham
Gloucestershire
GL53 7LS

Date: 30/03/2017

Statement of Financial Activities

Statement of financial activities for the year ended 31 December 2016

	Note	Unrestricted funds £	Restricted funds £	2016 Total £	2015 Total £
INCOME AND ENDOWMENTS FROM	4				
Charitable activities:					
• Conference		136,607	-	136,607	154,120
• Projects		-	164,879	164,879	146,020
• Membership		194,919	152	195,071	202,344
• Training		24,197	2,580	26,777	7,647
• Products and services		118,374	3,500	121,874	132,417
• Investment income	3	658	--	658	1,034
TOTAL		474,755	171,111	645,866	643,582
RESOURCES EXPENDITURE					
Cost of charitable activities:	5				
• Conference		116,923	-	116,923	113,826
• Projects		27,743	171,111	198,854	205,158
• Membership		160,999	-	160,999	164,654
• Training		42,569	-	42,569	20,495
• Products and services		149,109	-	149,109	110,705
TOTAL		497,343	171,111	668,454	614,838
NET INCOME		(22,588)	-	(22,588)	28,744
RECONCILIATION OF FUNDS					
Total funds brought forward		189,488	-	189,488	160,744
TOTAL FUNDS CARRIED FORWARD		166,900	-	166,900	189,488

CONTINUING OPERATIONS

All income and expenditure has arisen from continuing activities

Balance Sheet

Balance Sheet at 31 December 2016		2016 Total	2015 Total
	Note	£	£
CURRENT ASSETS			
• Debtors	12	42,355	64,061
• Cash at bank		366,116	426,579
		408,471	490,640
CREDITORS			
Amounts falling due within one year	13	(241,571)	(301,152)
NET CURRENT ASSETS			
		166,900	189,488
TOTAL ASSETS LESS CURRENT LIABILITIES			
		166,900	189,488
NET ASSETS			
		166,900	189,488
FUNDS			
	16	166,900	189,488
TOTAL FUNDS			
		166,900	189,488

These financial statements have been prepared in accordance with the special provisions of Part 15 of the Companies Act 2006 relating to small charitable companies.

The financial statements were approved by the Board of Trustees on 30/03/2017 and were signed on its behalf by:

A Hewett -Trustee

J Haddock-Fraser -Trustee

Cashflow Statement

Cash Flow Statement for the year ended 31 December 2016

		2016	2015
		£	£
Cash flows from operating activities:			
Cash generated from operations	1	(61,121)	39,798
Net cash provided by (used in) operating activities		(61,121)	39,798
Cash flows from investing activities:			
Interest received		658	1,034
Net cash provided by (used in) investing activities		658	1,034
Change in cash and cash equivalents in the reporting period		(60,463)	40,832
Cash and cash equivalents at the beginning of the reporting period		426,579	385,747
Cash and cash equivalents at the end of the reporting period		366,116	426,579

Notes to Cashflow Statement

1. RECONCILIATION OF NET INCOME/ (EXPENDITURE) TO NET CASH FLOW FROM OPERATING ACTIVITIES

	2016	2015
	£	£
Net income/(expenditure) for the reporting period (as per the statement of financial activities)	(22,588)	28,744
ADJUSTMENTS FOR:		
Interest received	(658)	(1,034)
Decrease in debtors	21,706	7,858
Increase/(decrease) in creditors	(59,581)	4,230
Net Cash provided by (used in) operating activities	(61,121)	39,798

Notes to the Financial Statements

1. LEGAL STATUS OF THE CHARITY

The Environmental Association for Universities and Colleges is a charitable company limited by guarantee domiciled in England and Wales, registration number 05183502. The registered office is The Park, Cheltenham, Gloucestershire, GL50 2RH.

The members of the company are those universities, colleges or learning and skills sector providers, referred to as Educational Members, subscribing to the EAUC which totalled 204 at 31st December 2016. In the event of the charity being wound up, the liability in respect of the guarantee is limited to £1 per full member of the charity.

2. ACCOUNTING POLICIES

Basis of preparing the financial statements

The financial statements of the charitable company, which is a public benefit entity under FRS 102, have been prepared in accordance with the Charities SORP (FRS 102) 'Accounting and Reporting by Charities: Statement of Recommended Practice applicable to charities preparing their accounts in accordance with the Financial Reporting Standard applicable in the UK and Republic of Ireland (FRS 102) (effective 1 January 2015)', Financial Reporting Standard 102 'The Financial Reporting Standard applicable in the UK and Republic of Ireland', the Charities Act 2011 and the Companies Act 2006. The financial statements have been prepared under the historical cost convention. The presentational currency of these financial statements is £ sterling.

Going concern

There are no material uncertainties about the charity's ability to continue as a going concern.

Income

All income is recognised in the Statement of Financial Activities once the charity has entitlement to the funds, it is probable that the income will be received and the amount can be measured reliably.

Income from government and other grants is recognised when the charity has entitlement to the funds, any performance conditions attached to the grants have been met, it is probable that the income will be received and the amount can be measured reliably.

Membership and other income received in advance is deferred until the criteria for income recognition are met.

Interest receivable

Interest on funds held on deposit is included when receivable and the amount can be measured reliably by the charity; this is normally upon notification of the interest paid or payable by the Bank.

Expenditure

Liabilities are recognised as expenditure as soon as there is a legal or constructive obligation committing the charity to that expenditure, it is probable that a transfer of economic benefits will be required in settlement and the amount of the obligation can be measured reliably. Expenditure is accounted for on an accruals basis and has been classified under headings that aggregate all cost related to the category. Where costs cannot be directly attributed to particular headings they have been allocated to activities on a basis consistent with the use of resources (refer to note 6).

Notes to the Financial Statements

2. ACCOUNTING POLICIES - continued

Allocation of support costs

Support costs are those functions that assist the work of the charity but do not directly undertake charitable activities. Support costs include office costs, finance, personnel, payroll and governance costs which support the charity's projects, programmes and activities. These costs have been allocated between the categories of expenditure on charitable activities. The bases on which support costs have been allocated are set out in the notes to the financial statements.

Tangible fixed assets

Individual fixed assets costing £1,000 or more are capitalised at cost and are depreciated over their estimated useful economic lives. Cost is defined as purchase cost less any residual value.

Net book values are regularly reviewed by the trustees and any appropriate adjustments are made to carrying values.

Debtors

Trade and other debtors are recognised at the settlement amount due. Prepayments are valued at the amount prepaid.

Cash at bank and in hand

Cash at bank and cash in hand includes cash and short term highly liquid investments with a short maturity of three months or less from the date of acquisition or opening of the deposit or similar account.

Creditors

Creditors are recognised where the charity has a present obligation resulting from a past event that will probably result in the transfer of funds to a third party and the amount due to settle the obligation can be measured or estimated reliably. Creditors are normally recognised at their settlement amount.

Financial instruments

The charity only has financial assets and financial liabilities of a kind that qualify as basic financial instruments. Basic financial instruments are initially recognised at transaction value and subsequently measured at their settlement value.

Operating leases

Rental charges under operating leases are charged to the Statement of Financial Activities on a straight line basis over the term of the lease.

Taxation

The charity is exempt from tax on income and gains falling within section 505 of the Taxes Act 1988 or section 256 of the Taxation of Chargeable Gains Act 1992 to the extent that these are applied to its charitable objects.

Fund accounting

Unrestricted general funds - these are funds which can be used in accordance with the charitable objects at the discretion of the trustees.

Restricted funds - these are funds that can only be used for particular restricted purposes within the objects of the charity. Restrictions arise when specified by the donor or when funds are raised for particular restricted purposes. Further explanation of the nature and purpose of each fund is included in the notes to the financial statements.

Notes to the Financial Statements

2. ACCOUNTING POLICIES - continued

Pension costs and other post-retirement benefits

The charity contributed to the Local Government Pension Scheme, a multi-employer defined benefit pension scheme, via recharges of contributions payable from the University of Gloucestershire up until 28th February 2016. It is not possible to identify the charity's share of the underlying assets and liabilities of the scheme and therefore in accordance with FRS 102, contributions payable to the pension scheme are charged to the Statement of Financial Activities in the period to which they relate.

From 1st March 2016 the charitable company has been providing staff with a pension scheme under its auto-enrolment duties as an employer. Both staff and the charity pay into this fund with amounts calculated on the pensionable earnings for each active scheme member. Contributions are expensed as they become payable.

3. INVESTMENT INCOME

	2016	2015
	£	£
Bank interest receivable	658	1,034

4. INCOME FROM CHARITABLE ACTIVITIES

	2016	2015
	£	£
Conference	136,607	154,120
Projects	164,879	146,020
Membership	195,071	202,344
Training	26,777	7,647
Products and services	121,874	132,417
	645,208	642,548

Grants received, included in the above, are as follows:

	2016	2015
	£	£
Universities and College Climate Commitment for Scotland (SFC)	142,916	106,553
College Education for Sustainable Development (SFC)	963	3,000
Carbon Management Plan Review (SFC)	-	36,467
Zero Waste Scotland	21,000	-
	164,879	146,020

Notes to the Financial Statements

5. CHARITABLE ACTIVITIES COSTS

	Direct Cost	Support Costs (See Note 6)	Totals
	£	£	£
Conference	75,305	41,618	116,923
Projects	171,111	27,743	198,854
Membership	83	160,916	160,999
Training	23,148	19,421	42,569
Products and services	121,366	27,743	149,109
	391,013	277,441	668,454

6. SUPPORT COSTS

	Staff Costs	Travel & Subsistence	Marketing & Printing	Website & Computer Costs
	£	£	£	£
Conference	31,554	1,544	181	81
Projects	21,036	1,029	120	53
Membership	122,007	5,971	698	309
Training	14,724	721	84	37
Products and services	21,036	1,029	120	53
	210,357	10,294	1,203	533

	Governance Costs	Bank Charges	Sundry & Office Expenses	Totals
	£	£	£	£
Conference	5,851	320	2,087	41,618
Projects	3,899	213	1,393	27,743
Membership	22,618	1,236	8,077	160,916
Training	2,731	149	975	19,421
Products and services	3,899	213	1,393	27,743
	38,998	2,131	13,925	277,441

Notes to the Financial Statements

6. SUPPORT COSTS - continued

Activity	Basis of Allocation
Staff costs	Staff time
Travel & subsistence	Staff time and actual
Marketing & printing	Staff time and actual
Website & computer costs	Staff time and actual
Governance costs	Staff time and actual
Bank charges	Staff time
Sundry & office expenses	Staff time

7. NET INCOME/ (EXPENDITURE)

Net income/ (expenditure) is stated after charging/ (crediting)

	2016	2015
	£	£
Operating lease rentals	15,298	6,727
Auditor's remuneration for audit	4,550	4,550
Auditor's remuneration for non-audit	450	-

8. TRUSTEES' REMUNERATION AND BENEFITS

During the year a trustee received remuneration amounting to £58,455 (2015: £57,853). This was paid via the recharge of costs from the University of Gloucestershire until 29th February 2016. From 1st March 2016, this was paid directly by the charity. This amount was payable for the staff role performed and not in respect of the services provided as a trustee. The trustee participated in the Local Government Pension Scheme until 29th February 2016 and via the charity's pension scheme from 1st March 2016 and pension contributions amounted to £7,578 (2015: £8,852).

Trustees' expenses

A total of £1,226 (2015: £737) was reimbursed for directly incurred travel expenses to 6 trustees (2015: 3).

9. STAFF COSTS

	2016	2015
	£	£
Wages and Salaries	270,930	283,680
Social Security Costs	21,231	21,077
Other Pension Costs	35,115	42,671
	327,276	347,428

Notes to the Financial Statements

9. STAFF COSTS - continued

The average monthly number of employees during the year was as follows:

	2016	2015
	£	£
Permenant Staff	8	8
Temporary Staff	2	2
	10	10

No employees received emoluments in excess of £60,000. Total key management personnel compensation for the year was £66,033 (2015: £66,705)

10. COMPARATIVES FOR THE STATEMENT OF FINANCIAL ACTIVITIES

INCOME AND ENDOWMENTS FROM Charitable activities

	Unrestricted Fund	Restricted Funds	Total Fund
	£	£	£
Conference	142,852	11,268	154,120
Projects	-	146,020	146,020
Membership	202,344	-	202,344
Training	677	6,970	7,647
Products and services	119,826	12,591	132,417
Investment Income	1,034	-	1,034
TOTAL	466,733	176,849	643,582

EXPENDITURE ON Charitable activities

	Unrestricted Fund	Restricted Funds	Total Fund
	£	£	£
Conference	113,826	-	113,826
Projects	28,309	176,849	205,158
Membership	164,654	-	164,654
Training	20,495	-	20,495
Products and services	110,705	-	110,705
TOTAL	437,989	176,849	614,838

Notes to the Financial Statements

10. COMPARATIVES FOR THE STATEMENT OF FINANCIAL ACTIVITIES - continued

	Unrestricted Fund	Restricted Funds	Total Funds
	£	£	£
NET INCOME	28,744	-	28,744
RECONCILIATION OF FUNDS			
Total funds brought forward	160,744	-	160,744
TOTAL FUNDS CARRIED FORWARD	189,488	-	189,488

11. TANGIBLE FIXED ASSETS

	Fixtures and Fittings	Computer Equipment	Totals
	£	£	£
COST			
At 1st January 2016 and 31st December 2016	2,758	2,515	5,273
DEPRECIATION			
At 1st January 2016 and 31st December 2016	2,758	2,515	5,273
NET BOOK VALUE			
At 31st December 2016	-	-	-
At 31st December 2015	-	-	-

12. DEBTORS: AMOUNTS FALLING DUE WITHIN ONE YEAR

	2016	2015
	£	£
Trade Debtors	37,924	40,328
Other Debtors	3,451	3,451
VAT	-	11,767
Prepayments and accrued income	980	8,515
TOTAL	42,355	64,061

Notes to the Financial Statements

13. CREDITORS: AMOUNTS FALLING DUE WITHIN ONE YEAR

	2016	2015
	£	£
Trade Creditors	13,438	20,862
Social security & other taxes	5,710	-
VAT	1,605	-
Other creditors	2,850	-
Accruals and Deferred Income	217,968	280,290
TOTAL	241,571	301,152

DEFERRED INCOME	£
Deferred income at 1st January 2016	213,768
Deferred during the year	199,563
Amounts released from previous years	(201,898)
Deferred income at 31 December 2016	211,433

Deferred income is comprised of the following items:

	2016	2015
	£	£
UNRESTRICTED FUNDS		
Membership received in advance	142,778	122,355
Products and services received in advance	20,067	12,440
Conference income received in advance	6,666	-
	169,511	134,795
	2016	2015
	£	£
RESTRICTED FUNDS		
Grant income for projects and income for conference	41,922	78,973
	211,433	213,768

The restricted funds deferred represent grant monies received in advance of specific projects, where conditions are applied and have been deferred in order to comply properly with the conditions of the grant together with 2017 Scottish conference income received in advance.

Notes to the Financial Statements

14. OPERATING LEASE COMMITMENTS

Total future minimum lease payments under non-cancellable operating leases are as follows:

	2016	2015
Expiring:	£	£
Within one year	6,366	9,754
Between one and five years	-	4,579
	6,366	14,333

15. ANALYSIS OF NET ASSETS BETWEEN FUNDS

	Unrestricted Fund	Restricted Fund	Total Funds 2016	Total Funds 2015
	£	£	£	£
Current assets	365,349	43,122	408,471	490,640
Current liabilities	(198,449)	(43,122)	(241,571)	(301,152)
	166,900	0	166,900	189,488

16. MOVEMENT IN FUNDS

	At 1.1.16	Net movement in funds	Transfer between funds	At 31.12.16
	£	£		
UNRESTRICTED FUND				
General fund	189,488	(22,588)	-	166,900
RESTRICTED FUNDS				
Projects	-	(6,232)	6,232	-
Training	-	2,580	(2,580)	-
Products & Services	-	3,500	(3,500)	-
Membership	-	152	(152)	-
TOTAL FUNDS	189,488	(22,588)	-	166,900

Notes to the Financial Statements

16. MOVEMENT IN FUNDS - continued

Net movement in funds, included in the above are as follows:

	Incoming Resources	Resources Expended	Movement in Funds
UNRESTRICTED FUND	£	£	
General fund	474,755	(497,343)	(22,588)
RESTRICTED FUNDS			
Projects	164,879	(171,111)	(6,232)
Training	2,580	-	2,580
Products & Services	3,500	-	3,500
Membership	152	-	152
	171,111	(171,111)	-
TOTAL FUNDS	645,866	(668,454)	(22,588)

Purpose of Restricted Funds

Projects

This represents externally funded projects, UCCCfS, College Education for Sustainable Development and Zero Waste Scotland, in furtherance of our charitable objective to promote and advance the education of the public and in particular those attending or working in Universities and Colleges, in all aspects of sustainable development, and the preservation, conservation and protection of the environment.

Conference

This represents the UCCCfS Conference in Scotland, as part of the UCCCfS project, to advance the education of the public and in particular those attending or working in Universities and Colleges, in all aspects of sustainable development, and the preservation, conservation and protection of the environment.

Training

This represents EAUC training events in Scotland, as part of the UCCCfS project, to advance the education of the public and in particular those attending or working in Universities and Colleges, in all aspects of sustainable development, and the preservation, conservation and protection of the environment.

Products and Services

This represents services provided under the UCCCfS project to advance the education of the public and in particular those attending or working in Universities and Colleges, in all aspects of sustainable development, and the preservation, conservation and protection of the environment.

Notes to the Financial Statements

17. CONTINGENT LIABILITIES

There were no contingent liabilities at the balance sheet date (2015: £Nil)

18. CAPITAL COMMITMENTS

There were no capital commitments at the balance sheet date (2015: £Nil)

19. RELATED PARTY DISCLOSURES

There are no related party transactions that require disclosure other than Trustee's remuneration and expenses (refer to note 8).

20. ULTIMATE CONTROLLING PARTY

The charity is controlled by the Trustees.

Charity information

Registered Company number

5183502 (England and Wales)

Registered Charity number

1106172

Registered office

EAUC National Office
University of Gloucestershire
The Park
Cheltenham
Gloucestershire
GL50 2RH

Company Secretary

Miss F L Goodwin

Auditors

Davies Mayers Barnett LLP
Statutory Auditors
Pillar House
113/115 Bath Road
Cheltenham
Gloucestershire
GL53 7LS

Banker

The Co-operative Bank
PO Box 250
Delf House
Southway
Skelmersdale
WN8 6WT

Your sustainability promise

We are committed to minimising our impact on the environment. By downloading our Annual Report in PDF format, not only do you receive it instantly but you are also doing your part in reducing your carbon footprint. We encourage you to email it to interested colleagues or potential EAUC Members and do not print it.

This report was written and designed in-house by the EAUC team.

Delivered by EAUC



01242 714321

info@eauc.org.uk

www.eauc.org.uk

