

Annual Report 2018



Front Cover Images from top to bottom:

Hokkaido University, International Green Gown Awards Finalist 2019
Universidad EAFIT, International Green Gown Awards Finalist 2019
University of Essex, UK & Ireland Green Gown Awards Finalist 2018

Contents & Company Information

Contents	Page
Chief Executive's message	3
Who we are: Our Strategy	4
Member Statistics	5
Scotland Focus	6
Goal 1: Strategic Alignment	8
Goal 2: Advocacy	9
Goal 3: Research & knowledge exchange	10
Goal 4: Maximised resources	11
Goal 5: Stronger community	12
Goal 6: Expanded horizons	14
Sustainability report	15
Financial review	16
Trustee's report	17
Auditors report	21
Statement of financial activities	24
Balance sheet	25
Cashflow statement	27
Notes to the financial statements	28

Company Information

Charity Information

Registered Charity number 1106172
Registered Company number 5183502
(England and Wales)

Company Secretary

Miss F L Goodwin

Office Address

EAUC National Office
University of Gloucestershire
The Park
Cheltenham
Gloucestershire
GL50 2RH

Auditors

Baldwins Audit Services
Statutory Auditors
Pillar House
113/115 Bath Road
Cheltenham
Gloucestershire
GL53 7LS

Banker

The Co-operative Bank
PO Box 250
Delf House
Southway
Skelmersdale
WN8 6WT

Chief Executive & Chair's Message

The last twelve months have been a challenging time for education and sustainability but we have been working hard to continue to support our members and raise the profile of the education sector.

We continue to deliver against our 2017-2021 strategy that was endorsed by members. This has seen many achievements in the past year.

To support leaders of sustainability we have continued to develop the Leadership Lab enabling the development of transformational leadership skills in leaders within the sector. We are excited to be working with the alumni to further this support in the coming year through the Leadership Academy. The Emerging Leaders Programme also continues to go from strength to strength with another cohort and our Fellows providing continuing mentoring and support to participants.

To ensure that sustainability is recognised as key to long term institutional success we launched a guide for members of Governing Bodies working with partners Advance HE, Universities UK, Committee of University Chairs and Rathbones. The Guide aligns sustainability across four key pillars of institutional success: Financial Resilience, Student Outcomes, Research and Innovation and Societal Impact. Thank you to all our partners and members that contributed to case studies for this important guide.

As part of our second transformational goal for Advocacy we continue to provide a greater voice at the societal level on behalf of members. We have established two new partnerships with Healthy Universities and Greener UK. We will continue to work with our partners to provide new resources and expertise for members. We thank all our members and Fellows who have contributed to the ten consultations that we have responded to. We are pleased to see that our efforts are meeting members expectations from our first Advocacy Survey.

In 2018 we launched a transformational tool for members in partnership with AUDE - the Sustainability Leadership Scorecard. This is a real game changer for the sector, in being able to coordinate a whole institution approach and monitor progress internally as well as with peers. We look forward to the first Sustainability Leadership Scorecard Annual Report in 2019 to further support members on the power of this tool.

Our recognition on the global stage continues to climb with 102 institutions as signatories of the SDG Accord which is recognised by HESI which is a large collective of United Nations bodies and we present the SDG Accord Annual Report to the United Nations High Level Political Forum annually. This is all part of our strategy for Expanded Horizons.

Of course, all of our achievements could not have been made without the support and contributions of our members and Fellows. We are a small staff team but together we can achieve a lot. From convening a Community of Practice Group or Regional Group to being involved in our Task and Finish Groups - we thank all of our members for this invaluable support.

Thank you



Iain Patton, Chief Executive



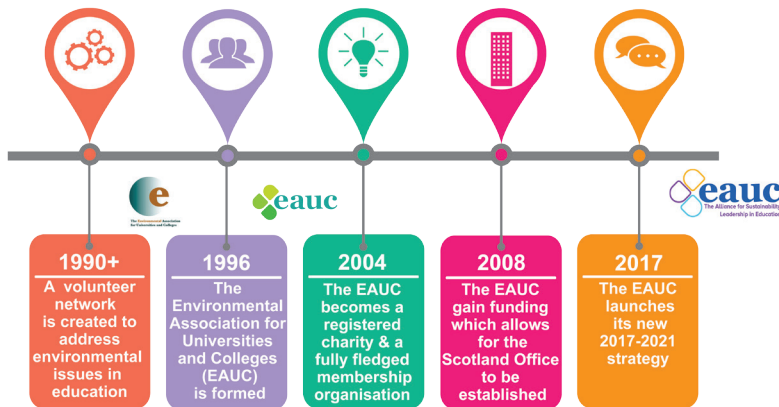
Professor Janet Haddock-Fraser, Chair

Who we are: Our Strategy

EAUC - The Alliance for Sustainability Leadership in Education is the environmental and sustainability champion within Further and Higher Education in the UK and Ireland. Our passion is to create a world with sustainability at its heart. That's our vision. We exist to lead and empower the post-16 education sector to make sustainability 'just good business'.

EAUC are a not-for-profit, member based charity, run by members for members. From starting out as a voluntary organisation in 1996, we have grown to represent over 2 million students and nearly 400,000 staff with a spending budget of over £25 billion. We help leaders, academics and other professionals to drive sustainability to the heart of their post-16 education institutions.

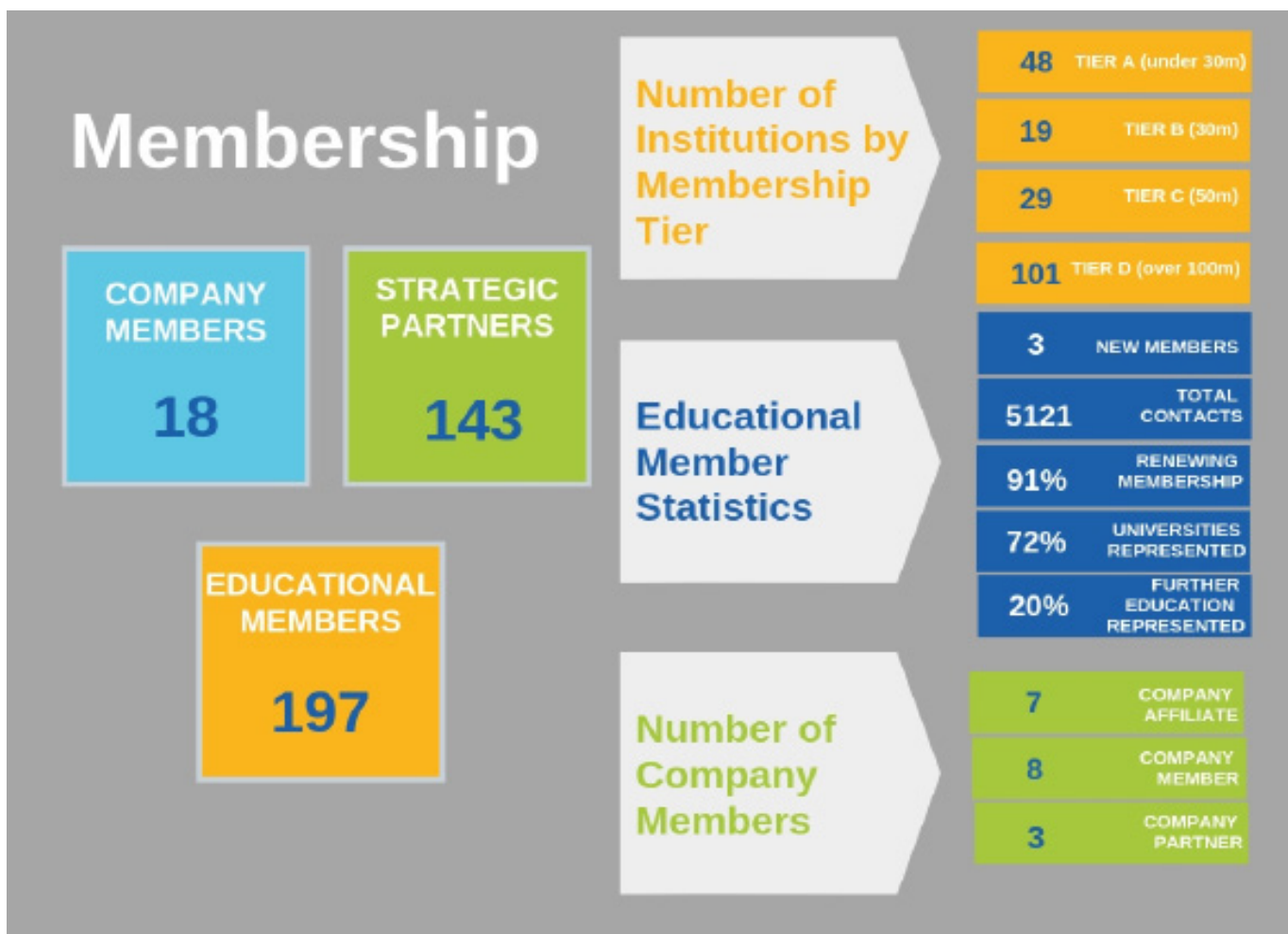
Our history



Launched in 2017, our 2017-2021 strategy is aimed at offering the necessary support for the challenges institutions are facing today. This strategy is taking us through the steps to ensure we will transition to and remain, a future-focused organisation. We created 6 goals to underpin the structure and following member's feedback we are undertaking numerous activities to support each one.



Our Members



Educational Members

Our educational members are the reason that the EAUC exists. We are proud to represent and support 197 universities and colleges from across the UK and Ireland. Overall our membership renewable retention rates remain high at 91%.

Strategic Partners

We believe in partnership and collaboration so we bring together the leading sustainability and education organisations across the UK and Ireland, and internationally to make our members voice a powerful one.

Company Members

The guiding principle for the EAUC company membership strategy is to develop intelligent dialogue between companies and our educational members. The aim is to share learning and develop mutually beneficial strategies to create a sustainable future.

Scotland Focus

EAUC-Scotland Programme Year 2: April 2018 - March 2019



Delivered by our team in Scotland and funded by the Scottish Funding Council (SFC), this programme supports all Scottish universities and colleges to develop a skilled and informed, whole-institutional approach to sustainability within governance, operations, learning and teaching, and engagement activities.

Leadership at all levels

"Leadership in Environmental and Social Sustainability" section strengthened within SFC Outcome Agreement Guidance

Launch of 5 focused guides on Engaging Professional Departments with Sustainability

Sustainability Committees support programme launched, with 6 presentations over the year

Skills and knowledge

100% completion of PBCCD Reporting in 2018, with 59% completing Recommended Section

38 EAUC-S training or knowledge-sharing events hosted over 450 attendees - 82% of FHEIs attended an event over 2 years of programme

90% of attendees at events either agree or strongly agree that EAUC-Scotland are supporting the sector

Partnerships and representation

56 new support resources (guidance, tools, reports, recorded webinars and case studies) developed and shared

Represented on 5 Steering Groups, a Grant Panel and 2 Award Panels, and submitted 4 Consultation Responses

EAUC-Scotland and FHEI sustainability successes highlighted in two mainstream media publications

Teaching, research and engagement

Launch and promotion of College Education for Sustainable Development Guides

Student intern developing resources to embed sustainability in specific academic curriculum areas

Launch and promotion of Accelerator Programme for new sustainability professionals

Scotland Focus

Timeline of Key Project Outputs

- Summer 2018
 - Publication of Sector Progress Report on PBCCD Reporting Data
 - Launch of Accelerator Programme
 - Launch of Sustainability Committees Enhancement Project
- Autumn 2018
 - Hosted first Sanitary Support Scheme idea sharing event in response to sector need
 - Launch of Professional Services Sustainability Engagement Guides
 - Launch of Autumn Professional Development Training Programme
 - Update to Leadership in Sustainability section in SFC Outcome Agreement Guidance
- Winter 2018
 - EAUC-Scotland Conference 'A Decade of Progress'
 - Student Internship with EAUC-Scotland Team
 - Topic Support Network and Regional Network Review
 - Institutional Engagement Visits Scheduled
- Spring 2019
 - Pilot of College Sustainability in the Curriculum Training Programme
 - Sustainability Committees Progress Analysis Report
 - Annual Survey of FHE Contacts, AGM and EAUC-S Annual Report

The EAUC-Scotland Conference in October 2018 at City of Glasgow College celebrated sustainability successes from the decade past, and set visions and actions for the decade ahead, to coincide with the EAUC-Scotland office's 10 year anniversary.
Find all resources from the day on our website: https://www.eauc.org.uk/scotland_conference_2018



Goal 1: Strategic Alignment

Greater influence and alignment at the institutional level

Leadership Lab Programme

Being developed as a space for increasing and widening skills, shared learning, and looking at the wider context of Sustainability, EAUC run an alumni session of the Leadership Lab Programme at the 2018 Annual Conference. The programme started again in early 2019 and part of the cohort will be covering some of the content and learnings from this year's Leadership Lab at the 2019 Annual Conference.



Leadership Academy

We will be inviting all past and present residential participants to join an ongoing network, which will continue to support our leaders, share learning and offer opportunities for discussion, as well as offering a continued opportunity to learn new strategies and skills.



Emerging Leaders Programme

Our Emerging Leaders Programme continues to go from strength to strength, and our cohort this year was strongly supported by 11 very engaged and enthusiastic participants, including participants from outside the sector and student unions within the sector. The current face to face sessions have now concluded for the year, but mentoring and project support continues for delegates to continue to support their growth and development.

A Guide for Governing Bodies

In October 2018, EAUC launched a new Guide that highlights the business benefits of sustainability and explains why it is key to the success of higher education institutions.



The Guide gives guidance and examples of how universities that embed sustainability in their vision, mission and values can realise a host of business benefits across four key pillars of institutional success: Financial Resilience, Student Outcomes, Research and Innovation, and Societal Impact.

Goal 2: Advocacy

Greater voice at the societal level

EAUC launched the Advocacy Strategy in February 2018 as part of the organisation's evolved Strategic Plan.

Created alongside members, it captures the key advocacy issues members face and provides the most efficient and effective solutions.

To monitor our advocacy work, we sent out an **Advocacy Survey in December 2018**. We are pleased to report that the results of this survey were hugely positive and we are now able to benchmark and make new targets.

ADVOCACY SURVEY HIGHLIGHTS



Now in its 4th year, we led on the "Sustainability in Education" research

This has enabled us to have a better understanding of the resources available and perceptions of sustainability performance in member institutions and tailor support accordingly.



Research Highlights

91% of respondents felt that the Government needed to take action in UK universities and colleges



93% of respondents felt it is important that students leave their time in formal education with the knowledge and skills required to address sustainability challenges

83% of respondents agreed that post-16 education is important in achieving the SDGs by 2030

KEY ACHIEVEMENTS

To further raise the profile of our members we established two new key partnerships that grant access for members to new resources and expertise:



THANK YOU TO ALL MEMBERS WHO FED INTO THE CONSULTATIONS THROUGHOUT 2018

With input from members and fellows, we responded to **10 CONSULTATIONS** on topics ranging from SDGs, Environmental Principles to student skills

Goal 3: Research & Knowledge Exchange

Greater innovation at the sector level

In order to facilitate post-16 education in laying the foundations for a sustainable future, we need to drive continual improvement and innovation in the sector and beyond. We harness the wealth of experience and knowledge of our members to ensure on-going creation and dissemination of knowledge in sustainability.

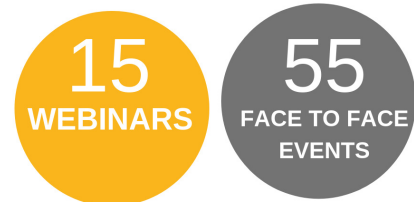


EAUC Annual Conference - 2018 OVERVIEW



COLLABORATIONS FOR CHANGE

Global Goals for Tomorrow's Education, Today
19TH ~ 21ST JUNE 2018 KEELE UNIVERSITY



On a range of topics:

- Carbon emissions reduction
- SDGs
- Palm Oil
- Science-based targets
- Campus development
- Single-use items

Goal 4: Maximised Resources

Improved business model

Sustainability Leadership Scorecard

We are delighted to confirm that, with the generous support from the former Higher Education Funding Council for England, we launched alongside ARUP and AUDE the Sustainability Leadership Scorecard in June 2018. The Sustainability Leadership Scorecard allows a coordinated whole-institution approach to sustainability. It provides users with reports that help to communicate the critical drivers within own institutions, set targets and monitor progress.

Sustainability Leadership Scorecard



Future Business Council



Executives from leading businesses, universities and colleges now meet regularly as the pioneering Future Business Council to tackle the worsening issue of the graduate skills gap.

In 2018, the Council worked on the following:

1. Graduate attributes – developing a common understanding of what these need to be so that employers and universities are aligned in their inclusion of what is needed for 'graduateness' and sustainability;
2. Governance and board membership - building a greater understanding of how universities operate, and seeking means by which new Board members with sustainability credentials from businesses can be appointed onto Boards.



87
finalists
1.5 million students
represented

100+ Judges
17 SDGs
267 Resources
Submitted

 **57143**
Total Website
Page Views
400
New Followers

Goal 5: Stronger Community

Improved member engagement and recognition

EAUC Member Networks

These groups are open to all EAUC educational members and are a key part of our mission to encourage the sharing of learning and experiences between our members, peer to peer learning as well as hearing from external speakers on current topics and themes relevant to the sector.

In 2018, EAUC has facilitated for 43 Regional and Branches, as well as Communities of Practice meetings, a mixture of face to face and virtual events. You can find out more at www.eauc.org.uk/regions.

**43 EAUC
MEMBER MEETINGS**

EAUC Fellows

In its third year running, EAUC's Fellows Programme has seen a transformation in our member engagement. This has put members at the heart of the organisation, engaging and motivating them while recognising them for their expertise and input. Fellows have particularly contributed as mentors for the Emerging Leaders Programme, but have also actively engaged in consultations and attended high level policy meetings representing EAUC.

Our 2019 Fellows are:

Dr Sandra Lee - University of Leicester

Dr Petra Molthan-Hill - Nottingham Trent University

Jo-Anne Shields - Loughborough University

Gill Slater - University of Worcester

EAUC Volunteers

The EAUC is small in size (staff and budget) but big in heart. Our members consistently contribute a great deal of their time and resources to the organisation, wider membership and the sector overall. Every volunteering contribution by our members, for our members, is valued by both the EAUC staff and Board. We want to acknowledge the significant value our volunteers bring and to demonstrate how appreciative we are of their efforts. A vast number of members consistently contribute a great deal of time to the EAUC and we are grateful for all their hard work and support. To capture the overall contribution is challenging due to the flexible nature of volunteering, so we have calculated the approximate volunteer hours over the past year.

39 member volunteers

Equivalent of £81,900 staff time contribution

Go to our website to find out more and how you can contribute - http://www.eauc.org.uk/get_involved

*Formal volunteering role with the EAUC:
Regional, Branch, Topic Support Networks,
Office Bearers Group Convenors and Task and Finish group members

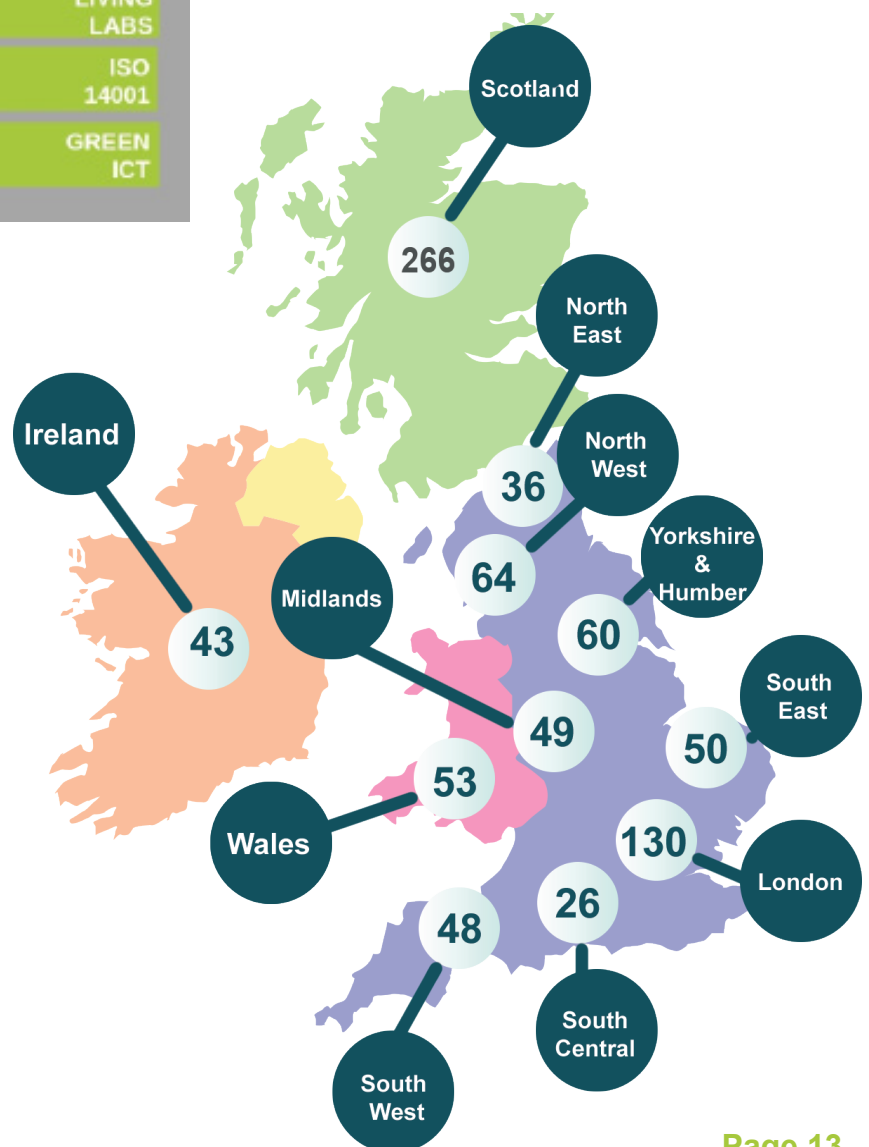


Goal 5: Stronger Community cont.



Community of Practice Statistics 2018

Members per Regional Group 2018



Goal 6: Expanded Horizons

Improved organisational reach

Following on from the launch of the successful SDG Accord in partnership with the Global Alliance in September 2017, EAUC's 2018 Annual Conference was inspired by United Nations Sustainable Development Goal no.17, Partnership for the Goals. The conference theme, Collaborations for Change, Global Goals for Tomorrow's Education, Today, recognised the critical role universities and colleges across the planet have to play in finding and implementing a solution to climate change, and realising the Sustainable Development Goals (SDGs) with partnership working. Powerful collaborations like this have cemented our place as leaders and innovators in the sustainability world.

Looking forward to 2019 this continues to be an exciting space to expand the organisation and forge new relationships on a global scale on behalf of our members.

The SDG Accord

The SDG Accord, ran in partnership with the Global Alliance, has gone from strength to strength, gaining support from far and wide, including a powerful show of support from the UN when it was accepted as a formal tool of HESI (a large collective of UN bodies focused on education and sustainability).

By the end of 2018, the SDG Accord had:



International representation

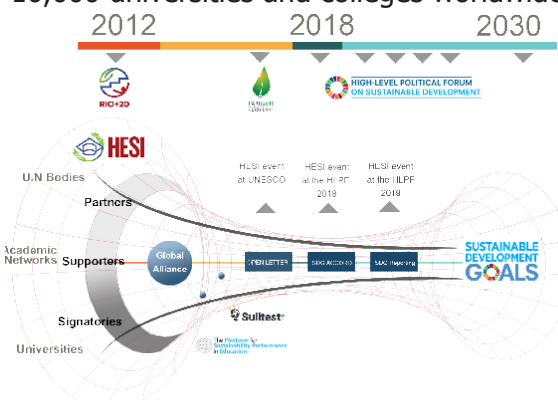
In 2018, EAUC has played a particularly influential role on the global stage - highlighting the transformational role Higher and Further Education has in Sustainability Development. From speaking alongside Bank-Ki Moon at the 4th Annual Asian Conference on Campus Sustainability to presenting the SDG Accord Report at the UN High Level Political Forum.

Dec 2018, Seoul, Korea - 4th Annual Asian Conference on Campus Sustainability

Jul 2018, New York, USA - UN High Level Political Forum

Global Alliance

Our Global Alliance continues to build momentum - with an impressive network now standing at 36 organisations - they represent over 10,000 universities and colleges worldwide.



Sustainability Report

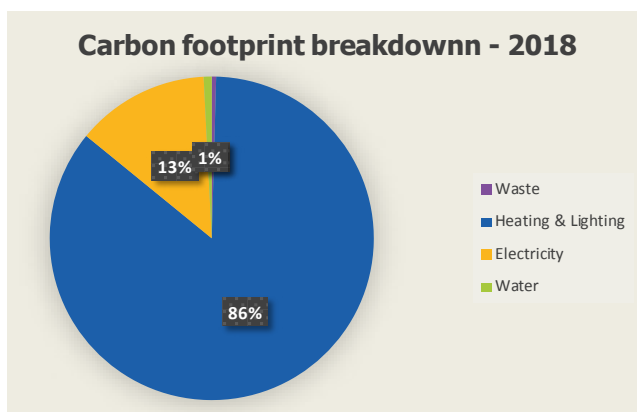
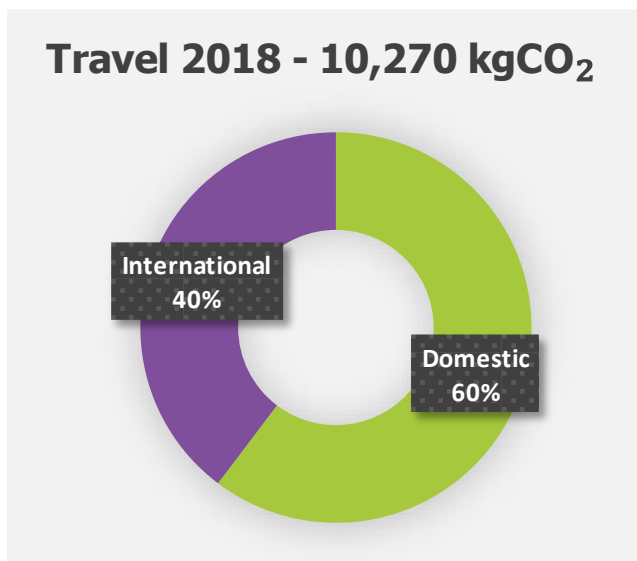
We are pleased to be able to present our Annual Sustainability Report, looking at our carbon use for 2018. We report on our carbon use annually. We calculate our staff and Board business travel, workstation energy use, home energy use and travel energy use and also report on other carbon use, but this is based on assumptions.

Carbon offset

We try to minimise our carbon footprint as much as possible, however as with any organisation we do still have a carbon footprint. We continue to offset this using Climate Care. In 2018, we offset 21.33 tonnes carbon dioxide. Our carbon footprint has increased slightly by 3.37% and now sits at 14.8 tonnes for the 2018 period. We choose Climate Care because they are a world leader in the carbon offset market and our money is invested in projects which not only cut carbon but also improve lives in the areas in which they operate.

2018 results

- Our carbon footprint has increased slightly by 3.37% and now sits at 14.8 tonnes for the 2018 period
- The main increase in our carbon footprint is due to a higher number of staff employed in 2018
- Our staff full time equivalent (FTE) increased from 7.90 to 9.37
- Average carbon emissions per FTE staff member is 1,574kg CO₂ which is 13% less than in 2017
- Less than 7% of our waste goes to landfill.



For a full breakdown of results please visit our website <http://www.eauc.org.uk/sustainability>

Financial Review

During the financial period of 1 January to 31 December 2018 we made an overall surplus of £10,936, with an unrestricted loss of £9,064.

We have a total available fund of £212,615 to carry forward into 2019 so we are well placed to continue to invest in further improving benefits and services for our Members.

We do not receive any public funding for our core activities. Our income is generated from activities such as Membership and the Annual Conference. We hold restricted funds which are grants we have received which are for specific activities. In 2018 we received grants from the Scottish Funding Council and the former Higher Education Funding Council for England.

Changes from 2017:

1.34% decrease in unrestricted income

1.1% increase in unrestricted expenditure

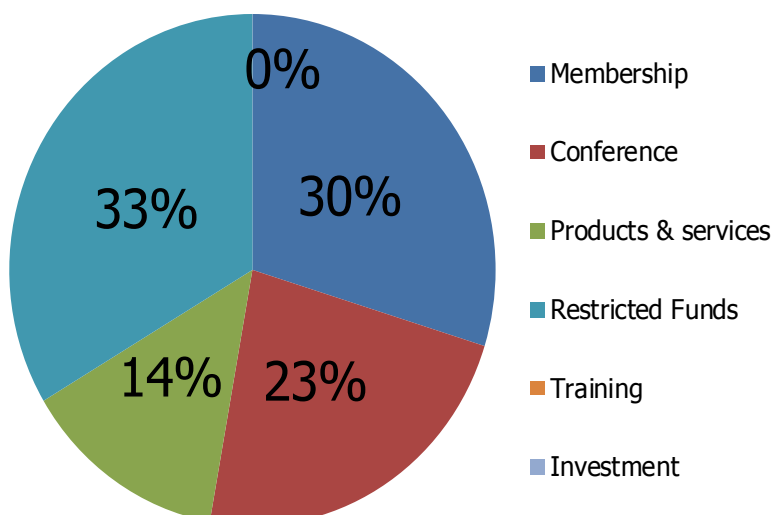
As a charity, all of our income and expenditure meet our charitable objectives:

- In 2018 we had 9.37 full time equivalent (FTE) staff. Of the total, 2.75 FTE were funded through our externally funded projects and 6.62 FTE funded through our unrestricted funds. Our unrestricted staff costs were 47% of our expenditure (increased from 45% in 2017);
- 42% of our total unrestricted income is from Educational Membership – which is 3% higher than in 2017.

Future Plans - Looking to 2019

We have forecast a small surplus for the year 2019 (£7,787). This is dependent upon continuing Membership renewals and the success of activities such as the Annual Conference and the Green Gown Awards. The expenditure budgets have been maintained at a similar level for operational activities. It is important to maintain a surplus to ensure we have the reserves to invest in future Membership services and products.

Where our income comes from



Thank you to our Members for continuing to support us – without you we would not exist.

Trustees' Report

The Trustees present their report and the audited financial statements for the year ended 31 December 2018.

Directors and Trustees

The trustees, who are also the directors for the purpose of company law, and who served during the year and up to the date of signature of the financial statements were:

Mr C Long	
Professor D J Dalton	
Dr D J Duncan	
Ms E Simmons	(Appointed 25 September 2018)
Mr I A Patton	
Mr J Longhurst	(Appointed 20 June 2018)
Mr J K Pearson	(Resigned 5 March 2019)
Ms J E Davidson	(Resigned 25 September 2018)
Professor J Haddock-Fraser	
Mr J French	(Appointed 20 June 2018)
Ms M Brown	(Appointed 5 March 2019)
Dr P N Rands	
Mr P D Smith	
Professor S Kemp	
Mr T Yearley	
Mr T Humphreys	(Resigned 1 February 2018)

OBJECTIVES AND ACTIVITIES

The objectives of the charity are as follows:

- to promote sustainable development for the benefit of the public by the preservation, conservation and protection of the environment and the prudent use of natural resources, particularly by and in relation to universities and colleges;
- to advance the education of the public and in particular those attending or working in universities and colleges, in all aspects of sustainable development, and the preservation, conservation and protection of the environment;
- to promote research into all aspects of sustainable development, and the preservation, conservation and protection of the environment particularly in relation to universities and colleges, provided that the useful results of such research are disseminated to the public.

The strategies employed to achieve the charity's objectives are to:

- provide training events and conferences;
- provide advice and support in integrating environmental and sustainability good practice through discussion networks and guidance materials;
- promote strategic partnerships within the sector;
- promote research and dissemination of good practice through projects;

The trustees have paid due regard to guidance issued by the Charity Commission in deciding what activities the charity should undertake.

Trustees' Report

Significant activities

The previous section outlines the significant activities for the year.

Public benefit

A variety of our activities are open to all and these are highlighted in the report. Certain activities are only open to the benefit of our members but do benefit institutions and therefore the public at large.

ACHIEVEMENTS AND PERFORMANCE

Charitable activities

All of the activities undertaken by the charity are to meet the objectives of the charity.

Fundraising activities

The income of the charity is principally made up from membership fees, event fees and sponsorship from our members and partners. Restricted income is from the Scottish Funding Council and the Higher Education Funding Council for England.

Investment policy and objectives

Under the Memorandum and Articles of Association, the Charity has the power to invest in any way the trustees wish.

Reserves policy

The trustees have forecast the level of free reserves (that is those reserves not tied up in fixed assets, restricted or designated funds) the charity will require to sustain operations. The trustees consider that the most appropriate level of free reserves would be in the region of £40,869, to cover 2 months operational costs. There are sufficient funds for this. The trustees have this under constant review and will take steps to monitor this, subject to changes in the Charity's operations.

STRUCTURE, GOVERNANCE AND MANAGEMENT

Governing document

The Environmental Association for Universities and Colleges (EAUC) is a company limited by guarantee, governed by its Memorandum and Articles of Association dated 20th June 2018. The company was incorporated on 19th July 2004 and was registered as a charity on 4th October 2004 with the Charity Commission. On 6th April 2005 all assets and charitable activities of the unincorporated EAUC Association were transferred to the charity.

The members of the company are those Universities, Colleges or learning and skills sector providers, referred to as educational members, subscribing to the EAUC and totalled 197 at 31st December 2018.

In the event of the charity being wound up, the liability in respect of the guarantee is limited to £1 per full member of the charity.

Charity Constitution

The charity's constitution can be found at http://www.eauc.org.uk/eauc_governance.

Trustees' Report

Recruitment and appointment of new trustees

The Educational Members will at each AGM appoint up to nine individuals to act as trustees. The Chief Executive Officer of the Company shall serve as an ex-officio Trustee for so long as he or she is so employed. Each trustee can hold office until the expiry of the fifth AGM after the AGM at which they were appointed.

The Board has the power at any time to appoint any person who is willing to act as trustee, either to fill a vacancy or as an addition to the existing Board, but the total number of trustees shall not exceed any maximum number fixed in accordance with the articles. Any trustee so appointed shall hold office only until the next AGM following appointment and then shall be considered for re-election. Individuals are appointed as Branch Convenors, as required, with the consent of the Board and are Branch trustees of the Company while he or she continues to hold office as Branch Convenor. Branch trustees are members of the Board.

Organisational structure

The Board of Trustees, which can have up to nine members and such number of Branch Trustees as required, administers the charity. The Board meets quarterly. The day to day organisation and running of the charity is undertaken by the Chief Executive Officer, Iain Patton, who was appointed by the trustees. Clear action planning, reporting and authorisation channels have been set.

Decision making

The charity has a financial policy which is reviewed annually by the Board of Trustees. Goods and services within the Board-approved annual EAUC budget or specific project budgets can be purchased with approval of the relevant budget holder. If any line within the budget overspends by 10%, the Audit Sub-Committee should be notified and will investigate and report to the Board as necessary. For purchases under the value of £10,000 (Net) and outside the Board-approved annual budget or specific project budgets, approval should be sought from the CEO. For purchases between the value of £10,000 - £50,000 (Net) and outside the Board-approved annual budget or specific project budgets, approval should be sought from the Audit Sub Committee. For purchases over the value of £50,000 (Net) and outside the Board-approved annual budget or specific project budgets, approval should be sought from the Board.

Induction and training of new trustees

Trustees for this period have been informally inducted. A formal induction and training pack has been developed and all Trustees have received this.

Key management remuneration

The People and Performance Sub-Committee annually review the salary of the CEO and provide recommendations for the Board's approval.

Risk factors

The trustees have reviewed the major strategic, business and operational risks which the charity faces and confirm that systems have been established to enable regular reports to be produced, which are reviewed by the Audit Sub Committee and the Board on a quarterly basis, so that the necessary steps are taken to monitor/lessen these risks.

Trustees' Report

Statement of Trustees Responsibilities

The trustees (who are also the directors of The Environmental Association for Universities and Colleges for the purposes of company law) are responsible for preparing the Report of the Trustees and the financial statements in accordance with applicable law and United Kingdom Accounting Standards (United Kingdom Generally Accepted Accounting Practice).

Company law requires the trustees to prepare financial statements for each financial year which give a true and fair view of the state of affairs of the charitable company and of the incoming resources and application of resources, including the income and expenditure, of the charitable company for the year. In preparing those financial statements, the trustees are required to:

- select suitable accounting policies and then apply them consistently;
- observe the methods and principles in the Charity SORP;
- make judgements and estimates that are reasonable and prudent; and
- prepare the financial statements on the going concern basis unless it is inappropriate to presume that the charitable company will continue in operation.

The trustees are responsible for keeping adequate accounting records which disclose with reasonable accuracy at any time the financial position of the charitable company and to enable them to ensure that the financial statements comply with the Companies Act 2006. They are also responsible for safeguarding the assets of the charitable company and hence for taking reasonable steps for the prevention and detection of fraud and other irregularities.

Disclosure of information to auditor

Each of the trustees has confirmed that there is no information of which they are aware which is relevant to the audit, but of which the auditor is unaware. They have further confirmed that they have taken appropriate steps to identify such relevant information and to establish that the auditor is aware of such information. The trustees' report was approved by the Board of Trustees.

Approved by order of the board of trustees on 18/06/2019 and signed on its behalf by:



Professor J Haddock-Fraser - Trustee

Auditors' Report

Opinion

We have audited the financial statements of Environmental Association for Universities & Colleges (the 'charitable company') for the year ended 31 December 2018 which comprise the statement of financial activities, the balance sheet, the statement of cash flows and the notes to the financial statements, including a summary of significant accounting policies. The financial reporting framework that has been applied in their preparation is applicable law and United Kingdom Accounting Standards, including Financial Reporting Standard 102 The Financial Reporting Standard applicable in the UK and Republic of Ireland (United Kingdom Generally Accepted Accounting Practice).

In our opinion, the financial statements:

- give a true and fair view of the state of the charitable company's affairs as at 31 December 2018 and of its incoming resources and application of resources, for the year then ended;
- have been properly prepared in accordance with United Kingdom Generally Accepted Accounting Practice; and
- have been prepared in accordance with the requirements of the Companies Act 2006.

Basis for opinion

We conducted our audit in accordance with International Standards on Auditing (UK) (ISAs (UK)) and applicable law. Our responsibilities under those standards are further described in the Auditor's responsibilities for the audit of the financial statements section of our report. We are independent of the charitable company in accordance with the ethical requirements that are relevant to our audit of the accounts in the UK, including the FRC's Ethical Standard, and we have fulfilled our other ethical responsibilities in accordance with these requirements. We believe that the audit evidence we have obtained is sufficient and appropriate to provide a basis for our opinion.

Conclusions relating to going concern

We have nothing to report in respect of the following matters in relation to which the ISAs (UK) require us to report to you where:

- the trustees' use of the going concern basis of accounting in the preparation of the financial statements is not appropriate; or
- the trustees have not disclosed in the financial statements any identified material uncertainties that may cast significant doubt about the charity's ability to continue to adopt the going concern basis of accounting for a period of at least twelve months from the date when the financial statements are authorised for issue.

Auditors' Report

Other information

The trustees are responsible for the other information. The other information comprises the information included in the annual report, other than the financial statements and our auditor's report thereon. Our opinion on the financial statements does not cover the other information and, except to the extent otherwise explicitly stated in our report, we do not express any form of assurance conclusion thereon. In connection with our audit of the financial statements, our responsibility is to read the other information and, in doing so, consider whether the other information is materially inconsistent with the financial statements or our knowledge obtained in the audit or otherwise appears to be materially misstated. If we identify such material inconsistencies or apparent material misstatements, we are required to determine whether there is a material misstatement in the financial statements or a material misstatement of the other information. If, based on the work we have performed, we conclude that there is a material misstatement of this other information, we are required to report that fact.

We have nothing to report in this regard.

Opinion on other matter prescribed by the Companies Act 2006

In our opinion, based on the work undertaken in the course of our audit:

- the information given in the trustees' Report, which includes the directors' report prepared for the purposes of company law, for the financial year for which the financial statements are prepared is consistent with the financial statements; and
- the directors' report included within the trustees' report has been prepared in accordance with applicable legal requirements.

Matters on which we are required to report by exception

In the light of the knowledge and understanding of the charity and its environment obtained in the course of the audit, we have not identified material misstatements in the directors' report included within the trustees' report.

We have nothing to report in respect of the following matters in relation to which the Companies Act 2006 requires us to report to you if, in our opinion:

- adequate accounting records have not been kept, or returns adequate for our audit have not been received from branches not visited by us; or
- the financial statements are not in agreement with the accounting records and returns; or
- certain disclosures of trustees' remuneration specified by law are not made; or
- we have not received all the information and explanations we require for our audit; or
- the trustees were not entitled to prepare the financial statements in accordance with the small companies regime and take advantage of the small companies' exemptions in preparing the trustees' report and from the requirement to prepare a strategic report.

Responsibilities of trustees

As explained more fully in the statement of trustees' responsibilities, the trustees, who are also the directors of the charitable company for the purpose of company law, are responsible for the preparation of the financial statements and for being satisfied that they give a true and fair view, and for such internal

Auditors' Report

control as the trustees determine is necessary to enable the preparation of financial statements that are free from material misstatement, whether due to fraud or error.

In preparing the financial statements, the trustees are responsible for assessing the charitable company's ability to continue as a going concern, disclosing, as applicable, matters related to going concern and using the going concern basis of accounting unless the trustees either intend to liquidate the charitable company or to cease operations, or have no realistic alternative but to do so.

Auditor's responsibilities for the audit of the financial statements

Our objectives are to obtain reasonable assurance about whether the financial statements as a whole are free from material misstatement, whether due to fraud or error, and to issue an auditor's report that includes our opinion. Reasonable assurance is a high level of assurance, but is not a guarantee that an audit conducted in accordance with ISAs (UK) will always detect a material misstatement when it exists. Misstatements can arise from fraud or error and are considered material if, individually or in the aggregate, they could reasonably be expected to influence the economic decisions of users taken on the basis of these financial statements.

A further description of our responsibilities for the audit of the financial statements is located on the Financial Reporting Council's website at: <http://www.frc.org.uk/auditorsresponsibilities>. This description forms part of our auditor's report.

Use of our report

This report is made solely to the charitable company's members, as a body, in accordance with Chapter 3 of Part 16 of the Companies Act 2006. Our audit work has been undertaken so that we might state to the charitable company's members those matters we are required to state to them in an auditors' report and for no other purpose. To the fullest extent permitted by law, we do not accept or assume responsibility to anyone other than the charitable company and the charitable company's members as a body, for our audit work, for this report, or for the opinions we have formed.

Nicola Smith (Senior Statutory Auditor)
for and on behalf of Baldwins Audit Services
Statutory Auditors

Pillar House
113/115 Bath Road
Cheltenham
Gloucestershire
GL53 7LS

Date:

Statement of Financial Activities

Statement of financial activities for the year ended 31 December 2018

		Unrestricted funds	Restricted funds	2018 Total	2017 Total
CURRENT FINANCIAL YEAR	Note	£	£	£	£
INCOME AND ENDOWMENTS FROM Charitable activities:					
• Conference	2	145,751	10,945	156,696	149,570
• Projects	2	-	192,192	192,192	165,477
• Membership	2	188,921	-	188,921	184,916
• Training	2	-	8,360	8,360	25,120
• Products and services	2	86,457	1,044	87,501	82,997
• Investment income	3	65	-	65	231
		421,194	212,541	633,735	608,311
RESOURCES EXPENDITURE					
Cost of charitable activities:					
• Conference	4	106,383	-	106,383	103,075
• Projects	4	29,694	192,541	222,235	175,344
• Membership	4	184,104	-	184,104	169,825
• Training	4	10,141	-	10,141	22,805
• Products and services	4	99,936	-	99,936	102,483
		430,258	192,541	622,799	573,532
NET INCOME / (EXPENDITURE)		(9,064)	20,000	10,936	34,779
RECONCILIATION OF FUNDS					
Total funds brought forward					
Fund balances at 1 January 2018		168,233	33,446	201,679	166,900
Fund balances 31 December 2018		159,169	53,446	212,615	201,679

The statement of financial activities includes all gains and losses recognised in the year. All income and expenditure derive from continuing activities.

The statement of financial activities also complies with the requirements for an income and expenditure account under the Companies Act 2006.

Statement of Financial Activities

Statement of financial activities for the year ended 31 December 2018

PRIOR FINANCIAL YEAR	Note	Unrestricted funds £	Restricted funds £	2017 Total £
INCOME AND ENDOWMENTS FROM Charitable activities:				
• Conference	2	133,650	15,920	149,570
• Projects	2	-	165,477	165,477
• Membership	2	184,916	-	184,916
• Training	2	25,120	-	25,120
• Products and services	2	82,997	-	82,997
• Investment income	3	231	-	231
		426,914	181,397	608,311
RESOURCES EXPENDITURE				
Cost of charitable activities:				
• Conference	4	103,075	-	103,075
• Projects	4	27,393	147,951	175,344
• Membership	4	169,825	-	169,825
• Training	4	22,805	-	22,805
• Products and services	4	102,483	-	102,483
		425,581	147,951	573,532
NET INCOME / (EXPENDITURE)		1,333	33,446	34,779
RECONCILIATION OF FUNDS				
Total funds brought forward				
Fund balances at 1 January 2017		166,900	-	166,900
Fund balances 31 December 2017		168,233	33,446	201,679

The statement of financial activities includes all gains and losses recognised in the year. All income and expenditure derive from continuing activities.

The statement of financial activities also complies with the requirements for an income and expenditure account under the Companies Act 2006.

Balance Sheet

BALANCE SHEET AS AT 31 DECEMBER 2018

	Note	2018 Total £	2017 Total £
FIXED ASSETS			
Tangible assets	9	2,684	-
Current assets			
Debtors	10	65,724	34,793
Cash at bank and in hand		450,372	473,206
		516,096	507,999
CREDITORS			
Amounts falling due within one year	11	(306,165)	(306,320)
NET CURRENT ASSETS		209,931	201,679
TOTAL ASSETS LESS CURRENT LIABILITIES		212,615	201,679
INCOME FUNDS			
Restricted funds	13	53,446	33,446
Unrestricted funds	14	159,169	168,233
TOTAL FUNDS		212,615	201,679

These financial statements have been prepared in accordance with the provisions applicable to companies subject to the small companies regime.

The financial statements were approved by the Board of Trustees on 18th June 2019.

.....
Dr. D J Duncan
Trustee

Company Registration No. 05183502

Cashflow Statement

CASH FLOW STATEMENT FOR THE YEAR ENDED 31 DECEMBER 2018

	2018	2017
	£	£
Cash flows from operating activities:		
Cash (used by)/generated from operations	(19,318)	106,859
Cash flows from investing activities:		
Purchase of tangible fixed assets	(3,581)	-
Interest received	65	231
Net cash (used in)/generated from investing activities	(3,516)	231
Net (decrease)/increase in cash and cash equivalents	(22,834)	107,090
Cash and cash equivalents at the beginning of the reporting period	473,206	366,116
Cash and cash equivalents at the end of the reporting period	450,372	473,206

Notes to Cashflow Statement

1. Cash generated from operations

	2018	2017
	£	£
Surplus for the year	10,936	34,779
Adjustments for:		
Investment income recognised in statement of financial activities	(65)	(231)
Depreciation and impairment of tangible fixed assets	897	-
Movements in working capital:		
(Increase)/decrease in debtors	(30,931)	7,562
(Decrease)/increase in creditors	(155)	64,749
Cash (absorbed by)/generated from operations	(19,318)	106,859

Notes to the Financial Statements

1. ACCOUNTING POLICIES

Charity information

Environmental Association for Universities & Colleges is a private company limited by guarantee incorporated in England and Wales. The registered office is EAUC National Office, University of Gloucestershire, The Park, Cheltenham, Gloucestershire, GL50 2RH, United Kingdom.

The members of the company are those Universities, Colleges or learning and skills sector providers, referred to as Educational Members, subscribing to the EAUC which totalled 197 at 31 December 2018. In the event of the charity being wound up, the liability in respect of the guarantee is limited to £1 per full member of the charity.

1.1 Accounting convention

The financial statements have been prepared in accordance with the Companies Act 2006 and "Accounting and Reporting by Charities: Statement of Recommended Practice applicable to charities preparing their accounts in accordance with the Financial Reporting Standard applicable in the UK and Republic of Ireland (FRS 102)" (as amended for accounting periods commencing from 1 January 2016). The charity is a Public Benefit Entity as defined by FRS 102.

The financial statements are prepared in sterling, which is the functional currency of the charity. Monetary amounts in these financial statements are rounded to the nearest £.

The financial statements have been prepared under the historical cost convention, modified to include the revaluation of freehold properties and to include investment properties and certain financial instruments at fair value. The principal accounting policies adopted are set out below.

1.2 Going concern

At the time of approving the financial statements, the trustees have a reasonable expectation that the charity has adequate resources to continue in operational existence for the foreseeable future. Thus the trustees continue to adopt the going concern basis of accounting in preparing the financial statements.

1.3 Charitable funds

Unrestricted funds are available for use at the discretion of the trustees in furtherance of their charitable objectives unless the funds have been designated for other purposes.

Restricted funds are subject to specific conditions by donors as to how they may be used. The purposes and uses of the restricted funds are set out in the notes to the financial statements.

1.4 Incoming resources

Income is recognised when the charity is legally entitled to it after any performance conditions have been met, the amounts can be measured reliably, and it is probable that income will be received.

Income from government and other grants is recognised when the charity has entitlement to the funds, any performance conditions attached to the grants have been met, it is probable that the income will be received and the amount can be measured reliably. Membership and other income received in advance is deferred until the criteria for income recognition are met.

Interest on funds held on deposit is included when receivable and the amount can be measured reliably by the charity; this is normally upon notification of the interest paid or payable by the bank.

Notes to the Financial Statements

1. ACCOUNTING POLICIES - continued

1.5 Resources expended

Liabilities are recognised as expenditure as soon as there is a legal or constructive obligation committing the charity to that expenditure, it is probable that a transfer of economic benefits will be required in settlement and the amount of the obligation can be measured reliably. Expenditure is accounted for on an accruals basis and has been classified under headings that aggregate all cost related to the category. Where costs cannot be directly attributed to particular headings they have been allocated to activities on a basis consistent with the use of resources (refer to support costs note).

Support costs are those functions that assist the work of the charity but do not directly undertake charitable activities. Support costs include office costs, finance, personnel, payroll and governance costs which support the charity's projects, programmes and activities. These costs have been allocated between the categories of expenditure on charitable activities. The bases on which support costs have been allocated are set out in the notes to the financial statements.

1.6 Tangible fixed assets

Tangible fixed assets costing £1,000 or more are initially measured at cost and subsequently measured at cost or valuation, net of depreciation and any impairment losses. Cost is defined as purchase cost less any residual value. Depreciation is recognised so as to write off the cost or valuation of assets less their residual values over their useful lives on the following bases:

Plant and equipment 100% on cost

Fixtures and fittings 50% on cost

Computer equipment 50% on cost

The gain or loss arising on the disposal of an asset is determined as the difference between the sale proceeds and the carrying value of the asset, and is recognised in net income/(expenditure) for the year.

1.7 Impairment of fixed assets

At each reporting end date, the charity reviews the carrying amounts of its tangible assets to determine whether there is any indication that those assets have suffered an impairment loss. If any such indication exists, the recoverable amount of the asset is estimated in order to determine the extent of the impairment loss (if any).

1.8 Cash and cash equivalents

Cash and cash equivalents include cash in hand, deposits held at call with banks, other short-term liquid investments with original maturities of three months or less, and bank overdrafts. Bank overdrafts are shown within borrowings in current liabilities.

1.9 Financial instruments

The charity has elected to apply the provisions of Section 11 'Basic Financial Instruments' and Section 12 'Other Financial Instruments Issues' of FRS 102 to all of its financial instruments.

Financial instruments are recognised in the charity's balance sheet when the charity becomes party to the contractual provisions of the instrument.

Financial assets and liabilities are offset, with the net amounts presented in the financial statements, when there is a legally enforceable right to set off the recognised amounts and there is an intention to settle on a net basis or to realise the asset and settle the liability simultaneously.

Notes to the Financial Statements

1. ACCOUNTING POLICIES - continued

Basic financial assets

Basic financial assets, which include debtors and cash and bank balances, are initially measured at transaction price including transaction costs and are subsequently carried at amortised cost using the effective interest method unless the arrangement constitutes a financing transaction, where the transaction is measured at the present value of the future receipts discounted at a market rate of interest. Financial assets classified as receivable within one year are not amortised.

Basic financial liabilities

Basic financial liabilities, including creditors and bank loans are initially recognised at transaction price unless the arrangement constitutes a financing transaction, where the debt instrument is measured at the present value of the future payments discounted at a market rate of interest. Financial liabilities classified as payable within one year are not amortised.

Debt instruments are subsequently carried at amortised cost, using the effective interest rate method.

Trade creditors are obligations to pay for goods or services that have been acquired in the ordinary course of operations from suppliers. Amounts payable are classified as current liabilities if payment is due within one year or less. If not, they are presented as non-current liabilities. Trade creditors are recognised initially at transaction price and subsequently measured at amortised cost using the effective interest method.

Derecognition of financial liabilities

Financial liabilities are derecognised when the charity's contractual obligations expire or are discharged or cancelled.

1.10 Taxation

The charity is exempt from tax on income and gains falling within section 505 of the Taxes Act 1988 or section 256 of the Taxation of Chargeable Gains Act 1992 to the extent that these are applied to its charitable objects.

1.11 Provisions

Provisions are recognised when the charity has a legal or constructive present obligation as a result of a past event, it is probable that the charity will be required to settle that obligation and a reliable estimate can be made of the amount of the obligation.

The amount recognised as a provision is the best estimate of the consideration required to settle the present obligation at the reporting end date, taking into account the risks and uncertainties surrounding the obligation. Where the effect of the time value of money is material, the amount expected to be required to settle the obligation is recognised at present value. When a provision is measured at present value, the unwinding of the discount is recognised as a finance cost in net income/(expenditure) in the period in which it arises.

1.12 Employee benefits

The costs of short-term employee benefits are recognised as a liability and an expense, unless those costs are required to be recognised as part of the cost of stock or fixed assets. The cost of any unused holiday entitlement is recognised in the period in which the employee's services.

1.13 Retirement benefits

Payments to defined contribution retirement benefit schemes are charged as an expense as they fall due.

Notes to the Financial Statements

1.14 Leases

Rentals payable under operating leases, including and lease incentives received, are charged to income on a straight line basis over the term of the relevant lease.

2. CHARITABLE ACTIVITIES INCOME

For the year ended 31 December 2018

	Conference	Projects	Membership	Training	Products & Services	Total 2018	Total 2017
	£	£	£	£	£	£	£
Grants received	-	192,192	-	-	-	192,192	132,031
Other income	156,696	-	188,921	8,360	87,501	441,478	476,049
	156,696	192,192	188,921	8,360	87,501	633,670	608,080

GRANTS RECEIVED

Universities and College Climate Commitment for Scotland (SFC)

-	-	-	-	-	-	-	62,386
---	---	---	---	---	---	---	--------

Catalysing Transformative Leadership for Sustainability Programme (SFC)

-	97,192	-	-	-	-	97,192	39,645
---	--------	---	---	---	---	--------	--------

Higher Education Funding Council for England

-	95,000	-	-	-	-	95,000	30,000
---	--------	---	---	---	---	--------	--------

192,192	-	-	-	-	-	192,192	132,031
----------------	----------	----------	----------	----------	----------	----------------	----------------

Notes to the Financial Statements

2. CHARITABLE ACTIVITIES INCOME - continued

For the year ended 31 December 2017

	Conference	Projects	Membership	Training	Products & Services	Total 2017
	£	£	£	£	£	£
Grants received	-	132,031	-	-	-	132,031
Other income	149,570	33,446	184,916	25,120	82,997	476,049
	149,570	165,477	184,916	25,120	82,997	608,080

GRANTS RECEIVED

Universities and College Climate Commitment for Scotland (SFC)	-	62,386	-	-	-	62,386
Catalysing Transformative Leadership for Sustainability Programme (SFC)	-	39,645	-	-	-	39,645
Higher Education Funding Council for England	-	30,000	-	-	-	30,000
	-	132,031	-	-	-	132,031

3. INVESTMENT INCOME

	2018	2017
	£	£
Bank interest receivable	65	231

Notes to the Financial Statements

4. CHARITABLE ACTIVITIES COSTS

For the year ended 31 December 2018

	Conference	Projects	Membership	Training	Products & services	Total 2018	Total 2017
	£	£	£	£	£	£	£
Staff costs	-	85,892	-	-	480	86,372	78,502
Other costs	61,841	106,649	-	1,233	69,761	239,484	221,123
	61,841	192,541	-	1,233	70,241	325,856	299,625
Share of support costs (see note 5)	44,542	29,694	184,104	8,908	29,695	296,943	273,907
	106,383	222,235	184,104	10,141	99,936	622,799	573,532

For the year ended 31 December 2017

	Conference	Projects	Membership	Training	Products & services	Total 2017
	£	£	£	£	£	£
Staff costs	-	74,137	-	-	4,365	78,502
Other costs	61,995	73,814	-	14,589	70,725	221,123
TOTAL	61,995	147,951	-	14,589	75,090	299,625
Share of support costs (see note 5)	41,080	27,393	169,825	8,216	27,393	273,907
	103,075	175,344	169,825	22,805	102,483	573,532

Notes to the Financial Statements

5. SUPPORT COSTS

Activity	Support costs	2018	2017	Basis of allocation
	£	£	£	
Staff costs	221,477	221,477	210,710	Staff time
Depreciation	897	897	-	
Travel & subsistence	15,834	15,834	13,563	Staff time and actual
Marketing & printing	2,994	2,994	2,955	Staff time and actual
Website & computer	7,357	7,357	3,166	Staff time and actual
Governance costs	27,832	27,832	27,196	Staff time and actual
Bank charges	1,791	1,791	2,614	Staff time
Sundry & office expenses	18,761	18,791	13,703	Staff time
	296,943	296,943	273,907	
Analysed between Charitable activities	296,943	296,943	273,907	

6. NET MOVEMENT IN FUNDS

	2018	2017
	£	£
Net movement in funds is stated after charging/(crediting)		
Fees payable to the company's auditor for the audit of the company's financial statements	4,550	4,550
Depreciation of owned tangible fixed assets	897	-
Operating lease charges	15,354	14,303

Notes to the Financial Statements

7. TRUSTEES

During the year a trustee received remuneration amounting to £60,327 (2017: £59,245). This was paid directly by the charity. This amount was payable for the staff role performed and not in respect of the services provided as a trustee. The trustee participated in the charity's pension scheme and pension contributions amounted to £7,541 (2017: £7,406).

Trustees' expenses

A total of £1,312 (2017: £2,017) was reimbursed for directly incurred travel expenses to 9 trustees (2017: 8).

8. EMPLOYEES

NUMBER OF EMPLOYEES

The average monthly number of employees during the year was as follows:

	2018	2017	EMPLOYMENT COSTS	2018	2017
				£	£
Permanent Staff	8	7	Wages and Salaries	272,609	252,369
Temporary Staff	3	3	Social Security Costs	21,043	20,775
	11	10	Other Pension Costs	32,371	28,977
				326,023	302,121

Total key management personnel compensation for the year including employer's NICs was £75,039 (2017 - £73,702).

The number of employees whose annual remuneration was £60,000 or more were:

	2018	2017
	Number	Number
£60,000 - £70,000	1	-

Notes to the Financial Statements

9. TANGIBLE FIXED ASSETS

	Plant and Equipment	Fixtures and Fittings	Computer Equipment	Totals
	£	£	£	£
COST				
At 1st January 2018	-	1,216	-	1,216
Additions	1,000	-	2,581	3,581
At 31st December 2018	1,000	1,216	2,581	4,797
DEPRECIATION AND IMPAIRMENT				
At 1st January 2018	-	1,216	-	1,216
Depreciation charged in the year	333	-	564	897
At 31st December 2018	333	1,216	564	2,113
Carrying amount At 31st December 2018	667	-	2,017	2,684

10. DEBTORS

AMOUNTS FALLING DUE WITHIN ONE YEAR	2018	2017
	£	£
Trade Debtors	60,234	31,296
Other Debtors	4,644	3,497
Prepayments and accrued income	846	-
	65,724	34,793

11. CREDITORS

AMOUNTS FALLING DUE WITHIN ONE YEAR	2018	2017
	£	£
Other taxation and social security	7,140	7,371
Trade creditors	37,873	35,528
Other creditors	-	1,583
Accruals and Deferred Income	261,152	261,838
	306,165	306,320

Notes to the Financial Statements

12. DEFERRED INCOME

Deferred income is included in the financial statements as follows:

	£
Deferred income at 1 January 2018	245,758
Deferred during the year	229,300
Amounts released from previous years	(227,811)
Deferred income at 31 December 2018	247,247

	2018	2017
	£	£
UNRESTRICTED FUNDS		
Membership received in advance	125,583	132,151
Products and services received in advance	13,947	18,197
Training income received in advance	27,000	4,000
Conference income received in advance	5,000	-
Deferred income at 31 December 2018	171,530	154,348
RESTRICTED FUNDS		
Grant income for projects	75,717	91,410
	247,247	245,758

The restricted funds deferred represent grant and other monies received in advance of specific projects, where conditions are applied and have been deferred in order to comply properly with the conditions of the grant.

Notes to the Financial Statements

13. RESTRICTED FUNDS

The income funds of the charity include restricted funds comprising the following unexpended balances of donations and grants held on trust for specific purposes:

MOVEMENT IN FUNDS

	Balance at 01.01.17	Incoming resources	Resources expanded	Transfers
	£	£	£	
Conference	-	15,920	-	(15,920)
Projects	-	165,477	(147,951)	15,920
Training	-	-	-	-
Products and services	-	-	-	-
TOTAL	-	181,397	(147,951)	-

	Balance at 01.01.18	Incoming resources	Resources expanded	Transfers	Balance at 31.12.18
	£	£	£	£	£
Conference	-	10,945	-	(10,945)	-
Projects	33,446	192,192	(192,541)	20,349	53,446
Training	-	8,360	-	(8,360)	-
Products and services	-	1,044	-	(1,044)	-
TOTAL	33,446	212,541	(192,541)	-	53,446

RESTRICTED FUNDS

Purpose of Restricted Funds

Projects

This represents externally funded projects, Catalysing Transformative Leadership for Sustainability Programme and Higher Education Funding Council for England, in furtherance of our charitable objective to promote and advance the education of the public and in particular those attending or working in Universities and Colleges, in all aspects of sustainable development, and the preservation, conservation and protection of the environment. This also includes funds generated in addition to grant funding which are restricted in their use to project expenditure.

The following funds represent income generated from specific activities which are linked to the externally funded projects. As such the use of this income is restricted to these projects.

Conference

This represents the Annual Conference in Scotland, as part of the SFC project, to advance the education of the public and in particular those attending or working in Universities and Colleges, in all aspects of sustainable development, and the preservation, conservation and protection of the environment.

Notes to the Financial Statements

Training

This represents EAUC training events in Scotland, as part of the SFC project, to advance the education of the public and in particular those attending or working in Universities and Colleges, in all aspects of sustainable development, and the preservation, conservation and protection of the environment.

Products and Services

This represents services provided under the SFC project to advance the education of the public and in particular those attending or working in Universities and Colleges, in all aspects of sustainable development, and the preservation, conservation and protection of the environment.

14. UNRESTRICTED FUNDS

These are unrestricted funds which are material to the charity's activities made up as follows:

Balance at 01.01.17	Incoming resources	Resources expended	Balance at 01.01.18	Incoming resources	Resources expended	Balance at 31.12.18
£	£	£	£	£	£	£
166,900	426,914	(425,581)	168,233	421,194	(430,258)	159,169

15. ANALYSIS OF NET ASSETS BETWEEN FUNDS

Fund balances:	Unrestricted Funds		Restricted Funds		Total Funds	Total Funds
	2018	2017	2018	2017	2018	2017
	£	£	£	£	£	£
Tangible assets	2,684	-	-	-	2,684	-
Current assets/ (liabilities)	156,485	168,233	53,446	33,446	209,931	201,679
	159,169	168,233	53,446	33,446	212,615	201,679

16. OPERATING LEASE COMMITMENTS

At the reporting end date the charity had outstanding commitments for future minimum lease payments under non-cancellable operating leases, which fall due as follows:

	2018 £	2017 £
Within one year	8,977	8,867
Between two and five years	834	4,168
	9,811	13,035

Notes to the Financial Statements

17. Financial commitments, guarantees and contingent liabilities

There were no other financial commitments, guarantees or contingent liabilities at the balance sheet date (2017 - £Nil).

18. Related party transactions

There were no disclosable related party transactions during the year other than Trustee's remuneration and expenses (refer to note 7) (2017 - none).

Your sustainability promise

We are committed to minimising our impact on the environment. By downloading our Annual Report in PDF format, not only do you receive it instantly but you are also doing your part in reducing your carbon footprint. We encourage you to email it to interested colleagues or potential EAUC Members and do not print it.

This report was written and designed in-house by the EAUC team.



Delivered by EAUC



Sustainability Leadership
Scorecard



The SDG Accord

The University and College Sector's Collective Response to the Global Goals

01242 714321 | info@eauc.org.uk

www.eauc.org.uk